

Résultats P1 - individuel

Rang	Nom	Ann.	Société	Association	■	⚔	⚖	⚙	⚙	⚙	Total	
1	Mirco Riva	2005	SFG Chiasso/CCTI	TI	4.0 13.350 4	4.3 16.700 1	4.0 13.450 1	3.0 13.725 3	4.3 14.000 2	4.0 12.950 3	27.2 84.175	*
2	Silas Fricker	2005	Biberist Aktiv/RLZ SO	SO	4.0 13.100 9	4.3 16.700 1	4.0 13.000 6	5.3 13.875 1	4.3 14.100 1	4.0 13.100 2	27.4 83.875	*
3	Gionata Rossetti	2005	SFG Biasca/CCTI	TI	4.0 13.150 5	4.3 16.600 3	4.0 13.100 4	3.0 13.475 14	4.0 13.300 7	4.0 12.850 4	26.8 82.475	*
4	Gianluca Hartmann	2005	TV Lenzburg	AG	4.0 13.400 2	4.0 15.900 9	4.0 12.650 17	5.0 13.525 9	4.3 14.000 2	4.0 12.350 16	26.6 81.825	*
5	Nicolò Scornaienghi	2005	SFG Lugano/CCTI	TI	4.0 13.450 1	4.0 14.800 18	4.0 13.000 6	3.0 13.550 7	4.3 13.850 4	4.0 13.150 1	26.5 81.800	*
6	Ian Staubitzer	2005	STV Inkwil/RLZ SO	SO	4.0 12.800 16	4.3 16.400 4	4.0 12.650 17	5.0 13.300 21	4.0 13.550 5	4.0 12.650 10	26.6 81.350	*
7	Timothy Bärtschy	2005	Serrières	NE	4.0 13.400 2	3.5 15.000 15	4.0 12.850 11	3.0 13.750 2	4.0 13.250 9	4.0 12.850 4	25.8 81.100	*
8	Paul Peyer	2005	Kutu Status ORO	AG	4.0 12.850 15	4.0 16.000 6	4.0 12.350 25	3.0 13.400 15	4.0 13.350 6	4.0 12.850 4	26.4 80.800	*
9	Xeno Messmer	2005	BTV Bern	BE	4.0 12.650 19	4.0 16.000 6	4.0 12.950 8	3.0 13.175 29	4.0 13.200 10	4.0 12.450 14	26.3 80.425	*BE
10	Valerio Visini	2005	STV Wetzikon	ZH	4.0 13.150 5	4.0 15.800 10	4.0 12.400 23	5.0 13.325 19	3.5 12.850 14	4.0 12.800 7	25.7 80.325	*
11	Toni De Castro Aquino	2005	BTV Bern	BE	4.0 11.800 42	4.0 15.950 8	4.0 13.250 3	5.0 13.550 7	4.0 13.300 7	4.0 12.250 18	26.3 80.100	*
12	Lukas Ulrich	2005	STV Eien-Kleindöttingen	AG	4.0 13.050 10	4.0 16.100 5	4.0 12.750 14	5.0 13.225 27	3.5 12.400 25	4.0 11.950 21	26.0 79.475	*
13	Yanik Suic	2005	Biberist Aktiv/RLZ SO	SO	4.0 11.950 40	4.0 15.000 15	4.0 12.950 8	5.0 13.600 5	4.0 13.200 10	4.0 12.550 12	26.3 79.250	*
14	Félix Wengert	2005	BTV Bern	BE	4.0 12.600 23	4.0 15.500 13	4.0 13.100 4	5.0 13.375 18	4.0 12.400 25	4.0 11.800 22	26.1 78.775	*
15	Alexandre Dressi	2005	SFG Bellinzona/CCTI	TI	4.0 13.150 5	4.0 14.100 21	4.0 12.550 20	3.0 13.175 29	4.0 12.650 19	3.5 12.250 18	24.3 77.875	*
16	Satya Defferrard	2006	Club Athlétique Vernier	GE	4.0 12.900 14	4.0 15.150 14	4.0 12.700 16	3.0 13.675 4	3.0 12.150 35	3.0 11.250 37	23.8 77.825	*
17	Gaël Lagreca	2005	EGA Genève	GE	4.0 11.750 43	4.0 15.600 11	4.0 13.350 2	3.0 13.400 15	3.5 12.700 16	3.5 11.000 47	25.2 77.800	*
18	Finn Rickenbacher	2005	TV Seltisberg	BL	4.0 13.000 12	4.0 13.400 26	4.0 12.600 19	5.0 13.100 35	4.0 12.900 13	4.0 12.800 7	24.0 77.800	*
19	Justin Kuhni	2005	TV Nunningen	BL	4.0 12.500 26	4.0 13.300 27	4.0 12.900 10	5.0 13.500 11	3.5 12.650 19	4.0 12.800 7	23.5 77.650	*
20	Anthony Rodriguez	2005	Serrières	NE	4.0 13.050 10	4.0 13.650 24	4.0 12.750 14	3.0 13.325 19	3.0 12.250 32	3.5 12.450 14	23.1 77.475	*
21	Silas Dittmann	2005	TV Horgen	ZH	4.0 13.150 5	4.0 13.850 23	4.0 12.400 23	5.0 13.500 11	3.5 12.400 25	3.5 11.750 24	23.3 77.050	*
22	Naod Filatu	2006	BTV Bern	BE	4.0 12.300 30	4.0 15.600 11	4.0 12.850 11	5.0 13.500 11	3.5 12.700 16	3.0 10.000 67	24.7 76.950	*
23	Timon Erb	2006	TZ Fürsterland/STV Wil	SG	4.0 12.250 31	4.0 14.850 17	4.0 12.000 35	5.0 13.125 32	4.0 12.750 15	3.5 11.650 26	25.3 76.625	*
24	Mathys De Marchi	2005	US Ascona/CCTI	TI	4.0 12.500 26	4.0 14.200 19	4.0 12.150 28	3.0 13.250 23	4.0 12.650 19	4.0 11.650 26	25.1 76.400	*
25	Ruben Baumann	2005	Kutu Status ORO	AG	4.0 12.650 19	4.0 13.250 29	4.0 11.900 38	5.0 13.150 31	4.0 12.700 16	4.0 12.550 12	24.0 76.200	*
26	Brenno Della Santa	2005	US Ascona/CCTI	TI	4.0 12.950 13	4.0 13.000 35	4.0 11.900 38	3.0 13.250 23	4.0 13.050 12	3.5 11.350 34	23.9 75.500	*
27	Beda Kobler	2005	TV Niederglatt	ZH	4.0 12.650 19	4.0 13.950 22	4.0 12.050 32	5.0 12.775 52	4.0 12.300 30	3.5 11.550 29	24.2 75.275	*
28	Julian Alpiger	2006	TZ Fürsterland/TV Herisau	SG	4.0 12.450 28	4.0 13.250 29	4.0 11.650 43	5.0 13.050 37	3.5 12.550 23	3.5 12.000 20	23.0 74.950	*
29	Damiano Ponzio	2006	SFG Bellinzona/CCTI	TI	4.0 12.600 23	3.5 12.500 42	4.0 12.450 22	3.0 12.875 47	3.5 12.350 28	3.5 11.800 22	22.5 74.575	*



Résultats P1 - individuel







Rang	Nom	Ann.	Société	Association	■	⚔	⚖	⚙	⚙	⚙	Total	
30	Florian Wicker	2005	STV Dietikon	ZH	4.0 12.150 35	4.0 13.100 34	4.0 12.200 27	5.0 13.000 41	3.5 12.300 30	3.5 11.600 28	23.0 74.350	*
31	Elia Schaar	2006	SFG Guibiasco/CCTI	TI	4.0 12.250 31	4.0 12.650 39	4.0 12.050 32	3.0 12.900 46	3.5 12.250 32	3.5 11.750 24	23.0 73.850	*
32	Kayra Ersöz	2005	TV Kirchberg/RLZ SO	SO	4.0 12.650 19	3.5 10.750 75	4.0 12.800 13	5.0 13.225 27	4.0 11.700 40	4.0 12.600 11	23.5 73.725	*
33	Yannick Meyne	2005	BTV Basel	BS	4.0 12.400 29	4.0 12.400 49	4.0 12.000 35	3.0 13.300 21	4.0 12.050 37	3.5 11.550 29	23.5 73.700	*
34	Noe Blaser	2005	TV Bellach/RLZ SO	SO	4.0 11.600 47	4.0 14.200 19	4.0 11.600 44	4.0 12.700 55	3.5 12.250 32	3.5 11.300 36	23.2 73.650	*
35	Domenik Brühwiler	2006	TZ Fürsterland/STV Kirchberg	SG	4.0 12.200 33	3.5 11.600 66	4.0 12.250 26	5.0 13.050 37	4.0 12.050 37	4.0 12.350 16	23.5 73.500	*
36	Robin Fäh	2005	TV Stäfa	ZH	3.5 12.000 38	4.0 13.550 25	3.5 11.200 52	5.0 13.125 32	3.5 12.650 19	3.0 10.800 53	22.1 73.325	*
37	Nick Aebersold	2007	TV Uetendorf	BE	4.0 12.700 18	4.0 12.950 38	4.0 12.100 31	5.0 13.250 23	3.0 11.650 41	3.0 10.650 57	22.3 73.300	*
38	Robin Scheidegger	2005	TV Niederglatt	ZH	4.0 12.800 16	4.0 13.150 33	4.0 11.250 50	5.0 13.000 41	3.5 11.650 41	3.5 10.950 50	23.0 72.800	*
39	Marvin Heinimann	2006	TV Bennwil	BL	3.5 11.600 47	4.0 13.300 27	4.0 11.450 46	5.0 12.675 57	3.5 12.550 23	3.5 11.200 41	22.5 72.775	*
40	Dany Leimgruber	2006	Chx-de-Fds Ancienne	NE	4.0 12.550 25	4.0 11.800 62	4.0 12.500 21	3.0 13.400 15	3.5 11.200 53	3.5 10.950 50	23.0 72.400	*
41	Titouan Fivaz	2005	FSG Montreux	VD	3.5 11.400 52	3.5 12.450 47	4.0 12.150 28	3.0 13.125 32	3.0 11.400 49	3.0 11.400 33	21.0 71.925	*
42	Maxime Chollet	2005	GASF Romont	FR	3.5 11.600 47	3.0 12.100 56	3.5 11.350 48	3.0 13.075 36	3.0 12.000 39	3.0 11.500 31	20.0 71.625	*FR
43	Leonardo Cremona	2006	SFG Guibiasco/CCTI	TI	4.0 11.650 46	4.0 12.500 42	4.0 12.150 28	3.0 12.400 64	3.5 12.350 28	3.5 10.400 61	23.0 71.450	*
44	Luis Reinhard	2007	TV Langenthal	BE	3.0 11.750 43	4.0 12.500 42	4.0 11.400 47	5.0 12.825 49	3.0 11.300 51	3.0 11.250 37	21.0 71.025	*
45	Robin Märki	2005	STV Eien-Kleindöttingen	AG	3.5 12.000 38	3.0 11.200 69	4.0 11.950 37	5.0 12.975 44	3.0 11.600 43	3.5 11.150 43	21.0 70.875	*
46	Luca Wälti	2005	TZ Fürsterland/STV Wil	SG	4.0 12.100 37	3.0 12.350 51	4.0 10.750 61	5.0 12.775 52	3.5 11.250 52	3.5 11.500 31	22.0 70.725	*
47	Severin Ender	2006	TSV Rohrdorf	AG	4.0 11.900 41	4.0 13.250 29	4.0 11.350 48	5.0 12.800 51	3.0 10.050 71	3.5 11.250 37	22.5 70.600	*
48	Jonasch Berchtold	2006	BTV Bern	BE	3.5 10.750 66	3.5 12.450 47	4.0 11.100 54	3.0 13.250 23	3.5 11.550 44	3.0 11.100 45	21.5 70.200	*
49	Ben Schneider	2005	BTV Bern	BE	3.0 12.150 35	4.0 13.000 35	4.0 11.600 44	4.0 12.325 66	3.0 11.550 44	3.0 9.500 78	20.5 70.125	*
50	Corentin Nicolet	2005	GASF Romont	FR	3.0 11.600 47	3.0 12.500 42	3.5 11.150 53	3.0 11.975 77	3.0 11.500 46	3.0 11.350 34	18.5 70.075	*
51	Alain Cavargna	2005	SFG Biasca/CCTI	TI	4.0 11.550 51	3.5 13.000 35	4.0 11.750 40	3.0 12.500 61	3.5 10.950 56	3.0 10.100 66	22.0 69.850	
52	Sidney Kunz	2002	Gym Berner Oberland	BE	3.0 11.200 56	4.0 10.600 77	3.5 11.750 40	5.3 13.575 6	3.5 11.350 50	3.5 11.200 41	21.7 69.675	
53	Baptiste Schwechler	2006	GASF Romont	FR	3.0 11.400 52	3.0 11.700 63	3.5 10.700 63	4.0 12.750 54	3.0 11.450 47	3.0 11.250 37	19.0 69.250	
54	Théau Farqut	2007	Serrières	NE	4.0 10.750 66	3.0 10.700 76	3.0 11.100 54	3.0 12.925 45	3.5 12.100 36	3.0 11.150 43	20.0 68.725	
55	Manuel Maliverno	2005	SFG Bellinzona/CCTI	TI	4.0 11.750 43	4.0 12.500 42	3.5 9.850 77	3.0 13.025 40	3.5 10.400 68	3.0 11.000 47	22.0 68.525	
56	Levin Meier	2005	STV Merenschwand	AG	4.0 12.200 33	3.0 10.500 78	4.0 10.850 57	5.0 13.000 41	3.0 10.850 58	3.5 11.000 47	21.5 68.400	
57	Tobias Ruedi	2006	STV Eien-Kleindöttingen	AG	4.0 11.150 57	3.5 12.400 49	3.5 10.850 57	4.0 12.550 59	3.0 11.150 55	3.0 10.150 64	20.5 68.250	
58	David Berner	2004	KTV Langenthal	BE	4.0 10.950 62	4.0 12.300 53	4.0 10.500 66	3.0 12.075 74	3.0 11.200 53	3.0 10.700 56	21.5 67.725	

Résultats P1 - individuel

Rang	Nom	Ann.	Société	Association	■	⚔	⚖	⚙	⚙	⚙	Total
59	Théo Marioni-Fasel	2005	FSG Plan-les-Ouates	GE	3.5 11.100 58	4.0 12.350 51	4.0 10.950 56	5.0 12.825 49	3.5 10.500 64	3.0 9.800 75	22.3 67.525
60	Cédric Demartini	2004	FSG Montreux	VD	3.5 10.200 77	3.0 11.950 61	3.5 11.250 50	3.0 12.175 70	3.0 10.950 56	3.0 10.750 55	19.0 67.275
61	Marvin Maurer	2005	TSV Rohrdorf	AG	3.0 10.300 75	3.0 12.200 55	4.0 11.750 40	3.0 12.075 74	2.5 9.850 76	3.0 10.550 59	18.5 66.725
62	Sören Graf	2003	Gym Berner Oberland	BE	3.0 10.900 64	3.0 10.800 73	3.0 10.800 60	5.0 13.525 9	3.5 10.800 59	3.0 9.700 76	19.5 66.525
63	Tanguy Hercod	2006	Club Athlétique Vernier	GE	3.0 10.500 73	3.0 12.250 54	3.5 10.750 61	3.0 12.150 71	3.0 10.750 61	3.0 9.950 71	18.5 66.350
64	Côme Magne	2003	Freiburgia	FR	3.0 10.950 62	3.0 11.500 67	4.0 10.000 73	3.0 12.100 73	3.0 10.650 63	3.0 10.800 53	19.0 66.000
65	Jann Meier	2003	Gym Berner Oberland	BE	3.0 11.050 59	3.0 11.500 67	3.0 10.250 70	4.0 12.500 61	3.0 10.450 66	3.0 10.150 64	18.5 65.900
66	Cyrill Scherrer	2005	STV Eien-Kleindottingen	AG	3.0 11.050 59	3.0 12.000 60	3.5 10.550 64	3.0 11.575 85	3.5 10.800 59	3.0 9.900 73	19.0 65.875
67	Baptiste Touzot	2005	Club Athlétique Vernier	GE	4.0 11.050 59	3.0 12.600 40	3.0 10.350 69	5.0 12.200 68	3.5 9.600 80	3.0 10.000 67	20.5 65.800
68	Zayonn Hayot	2004	EGA Genève	GE	3.5 10.600 71	3.0 12.600 40	3.5 10.500 66	4.0 12.200 68	3.0 9.800 77	3.0 10.000 67	19.5 65.700
69	Celestin Lohmann	2005	EGA Genève	GE	3.5 11.400 52	3.5 10.150 83	4.0 10.550 64	5.0 13.050 37	2.5 10.000 73	3.0 10.550 59	20.5 65.700
70	Joshuah Jean-Baptist	2005	EGA Genève	GE	3.5 10.650 70	3.0 10.500 78	3.5 10.450 68	4.0 12.550 59	3.0 10.400 68	3.0 10.650 57	19.5 65.200
71	Thomas Ly	2004	EGA Genève	GE	3.5 10.850 65	3.0 10.800 73	3.0 9.350 81	4.0 12.150 71	3.0 10.700 62	3.0 10.350 62	19.0 64.200
72	Alexander Brönnimann	2006	BTV Bern	BE	3.0 10.400 74	4.0 13.200 32	4.0 12.050 32	3.0 6.050 95	3.0 11.450 47	3.0 10.950 50	18.6 64.100
73	Lisandro Zürcher	2005	BTV Bern	BE	3.0 8.750 93	3.0 12.050 59	3.0 10.000 73	5.0 12.700 55	3.0 10.450 66	3.0 9.300 81	19.0 63.250
74	Antoine Plancherel	2004	Freiburgia	FR	3.0 10.750 66	3.0 10.000 84	3.0 9.850 77	3.0 11.575 85	3.0 10.500 64	3.0 9.950 71	18.0 62.625
75	Nils Balmer	2006	BTV Bern	BE	3.0 9.850 79	3.0 12.100 56	3.5 9.950 75	3.0 11.025 91	3.0 10.150 70	3.0 9.400 80	18.5 62.475
76	Kieran Clark	2006	Serrières	NE	3.5 10.100 78	3.0 12.100 56	3.5 10.250 70	4.0 11.900 79	2.5 9.150 85	3.0 8.750 89	19.0 62.250
77	Luca Siegenthaler	2006	STV Merenschwand	AG	3.0 10.550 72	3.0 9.800 87	4.0 10.850 57	3.0 11.725 82	3.0 9.900 74	3.0 9.300 81	19.0 62.125
78	Joaquim Ménetrey	2004	Freiburgia	FR	3.5 11.300 55	3.0 11.000 72	3.5 8.900 85	3.0 12.250 67	3.0 10.050 71	3.0 8.400 94	19.0 61.900
79	Florian Antonioli	2006	Serrières	NE	3.5 10.700 69	3.0 11.650 65	3.5 9.900 76	5.0 12.850 48	2.0 7.150 93	3.0 9.250 83	19.0 61.500
80	Cédric Stattenberger	2005	TSV Gurmels	FR	3.0 9.400 86	3.0 10.200 81	3.5 9.450 80	3.0 11.575 85	2.5 9.700 79	3.0 11.050 46	18.0 61.375
81	Loïc Bommeli	2004	BTV Bern	BE	3.0 9.500 85	3.0 11.700 63	3.0 9.650 79	3.0 11.600 84	2.0 9.200 83	3.0 9.550 77	17.0 61.200
82	William Schilling	2003	BTV Bern	BE	3.0 9.550 83	3.0 11.200 69	3.5 10.050 72	3.0 11.975 77	2.5 9.200 83	3.0 9.000 87	18.0 60.975
83	Léo Magne	2000	Freiburgia	FR	2.5 10.250 76	3.0 10.000 84	3.0 8.750 87	3.0 12.075 74	3.0 9.900 74	3.0 9.050 86	17.5 60.025
84	Nick Brand	2002	Geku TV Thun	BE	3.5 9.800 80	3.0 8.300 90	3.5 9.150 83	4.0 12.500 61	2.5 9.400 81	3.0 10.000 67	19.0 59.150
85	Malone Robert-Grandpierre	2006	Serrières	NE	3.0 9.200 88	3.0 9.950 86	3.5 8.600 88	3.0 11.550 88	3.0 9.350 82	3.0 9.150 85	19.0 57.800
86	Andriko Schranz	2004	Gym Berner Oberland	BE	3.0 9.350 87	2.5 8.250 91	3.0 9.000 84	4.0 12.675 57	2.5 8.400 88	3.0 9.850 74	17.5 57.525
87	Philippos Karajiannis	2005	BTV Bern	BE	3.0 9.100 89	3.0 11.150 71	3.0 8.800 86	3.0 10.725 94	2.0 8.950 86	3.0 8.750 89	17.0 57.475



Résultats P1 - individuel

Rang	Nom	Ann.	Société	Association							Total
88	Stefan Lüthi	2002	TSV Gurmels	FR	3.0 9.550 83	3.0 8.000 93	3.0 8.450 89	3.0 11.825 81	2.5 8.500 87	3.0 10.200 63	17.5 56.525
89	Leandro Russo	2004	EGA Genève	GE	3.0 9.650 82	3.0 9.700 88	3.0 8.000 92	3.0 11.900 79	2.0 8.250 90	3.0 8.750 89	17.0 56.250
90	Yaric Hubacher	2005	Geku TV Thun	BE	3.0 9.750 81	3.0 8.000 93	3.0 8.050 91	3.0 12.375 65	2.5 8.400 88	3.0 9.500 78	18.0 56.075
91	Nicola Jenny	2006	TV Wünnewil	FR	3.0 7.900 95	3.0 10.500 78	3.0 8.100 90	3.0 11.025 91	2.5 9.750 78	3.0 8.750 89	17.5 56.025
92	Gil Wütrich	2006	TV Wünnewil	FR	3.0 8.950 91	3.0 10.200 81	3.0 9.300 82	3.0 10.875 93	2.5 7.000 94	3.0 8.850 88	17.5 55.175
93	Cédric Muller	2005	TV Wünnewil	FR	3.0 9.050 90	3.0 8.750 89	3.0 7.150 93	3.0 11.675 83	2.5 8.250 90	3.0 9.200 84	17.5 54.075
94	Norwin Schmidiger	2005	TSV Gurmels	FR	3.0 8.750 93	3.0 7.500 95	3.0 7.150 93	3.0 11.075 90	2.5 7.550 92	3.0 8.650 93	17.5 50.675
95	Silvan Mäder	2004	TV Wünnewil	FR	3.0 8.900 92	3.0 8.100 92	3.0 7.150 93	3.0 11.325 89	2.5 6.750 95	2.5 5.750 95	17.0 47.975






Résultats P2 - individuel

Rang	Nom	Ann.	Société	Association	■	⚔	⚖	⚡	⚖	⚖	Total	
1	Jan Imhof	2004	TV Maisprach	BL	4.5 12.800 6	4.0 14.500 3	4.5 13.100 2	3.5 13.350 2	4.0 13.350 2	4.8 12.850 3	27.4	79.950 *
2	Axel Gobet	2004	GASF Romont	FR	4.0 12.400 9	4.0 14.800 2	4.5 13.350 1	3.5 12.800 8	4.0 13.450 1	3.8 12.400 8	25.0	79.200 *FR
3	Milan Exnar	2004	TV Itingen	BL	4.5 12.400 9	4.0 15.000 1	4.0 12.750 3	3.5 12.125 38	4.0 13.350 2	4.3 12.800 4	25.9	78.425 *
4	Silas Rüfenacht	2004	TV Sissach	BL	4.5 13.050 4	4.0 14.500 3	3.5 12.100 5	3.5 12.800 8	3.5 12.700 9	4.3 12.900 2	24.2	78.050 *
5	Fabio Vezzu	2004	TV Neftenbach	ZH	4.5 12.850 5	3.5 13.700 9	3.5 12.300 4	5.0 13.075 3	3.5 13.150 4	4.0 12.550 7	24.6	77.625 *
6	Noel Ledergerber	2004	TV Rickenbach	ZH	4.8 13.500 2	3.5 13.500 11	3.0 11.050 13	3.8 13.450 1	3.5 13.000 6	4.3 12.600 5	23.4	77.100 *
7	Noah Griesser	2004	TV Rüti	ZH	4.5 13.850 1	3.5 13.100 14	3.0 11.550 8	3.5 13.000 4	3.5 12.950 7	3.5 12.000 12	21.7	76.450 *
8	Alexander Marggraf	2004	BTV Basel	BL	4.5 12.800 6	4.0 14.100 7	3.5 11.400 9	3.5 12.500 22	3.5 12.300 13	4.8 13.100 1	25.0	76.200 *
9	Tim Landolt	2004	TZ Fürstenland/STV Wil	SG	4.0 11.400 16	3.0 14.150 6	3.5 11.900 6	3.5 12.800 8	3.5 13.050 5	3.5 12.200 10	22.6	75.500 *
10	Jan Schumacher	2004	TV Rickenbach	ZH	4.0 13.100 3	3.5 13.800 8	3.0 11.100 12	3.5 12.850 5	3.0 12.200 15	3.8 12.400 8	21.7	75.450 *
11	Mario Brand	2004	TV Merenschwand	AG	4.5 12.500 8	3.0 13.600 10	3.0 10.850 15	3.5 12.850 5	3.5 12.050 17	3.5 11.250 19	22.6	73.100 *
12	Daniel Manrique	2004	EGA Genève	GE	4.5 12.350 11	3.5 12.900 16	3.5 11.300 10	3.8 12.750 12	3.5 11.500 24	3.5 11.950 13	22.3	72.750 *
13	Mattéo Guibellini	2004	STV Eien-Kleindottingen	AG	4.0 11.750 14	3.5 13.050 15	3.0 10.550 18	3.5 12.700 15	3.0 11.800 20	4.0 12.150 11	22.3	72.000 *
14	Robin Montanile	2004	KUTU Schaffhausen	SH	4.0 11.850 12	3.0 12.600 23	3.0 10.950 14	3.5 12.575 20	3.5 12.550 10	3.5 10.900 23	20.5	71.425 *
15	Léon Kuster	2004	TV Rüti	ZH	4.0 11.850 12	3.5 12.500 28	3.0 10.550 18	3.5 12.825 7	3.5 10.850 29	4.3 12.600 5	21.8	71.175 *
16	Yves Fässler	2004	KUTU Schaffhausen	SH	4.5 11.450 15	3.0 12.700 20	3.0 10.350 20	3.5 12.500 22	3.5 12.400 12	3.0 10.950 22	20.6	70.350 *
17	Janis Nyffeler	2003	Kutu Satus ORO	AG	3.5 11.250 19	3.0 12.600 23	3.0 10.650 16	3.5 12.600 19	3.5 11.650 22	3.5 11.600 15	20.0	70.350 *
18	Elia Wettstein	2004	TSV Rohrdorf	AG	3.5 10.900 25	3.5 12.400 33	3.0 11.150 11	3.5 12.800 8	3.5 12.450 11	3.5 10.250 31	20.5	69.950 *
19	Janni Wolfisberg	2004	Chêne Genève Gym	GE	3.5 10.150 31	3.0 12.650 21	3.5 11.750 7	3.5 12.225 35	3.5 11.900 19	3.0 10.850 24	20.0	69.525 *
20	Jan Thomann	2003	TV Sulz	AG	3.5 11.100 22	3.0 12.500 28	3.0 9.700 28	3.5 12.175 36	3.5 12.000 18	3.8 11.900 14	20.3	69.375 *
21	Paolo Pascarella	2004	SFG Biasca/CCTI	TI	3.5 10.600 28	3.3 13.300 12	3.5 9.800 25	3.5 12.375 29	3.5 12.250 14	3.0 10.850 24	20.3	69.175 *
22	Lukas Wernli	2004	TV Lenzburg	AG	3.5 10.850 26	3.5 12.900 16	3.0 9.450 32	3.5 12.450 25	4.0 12.800 8	3.0 10.650 29	20.8	69.100 *
23	Jamiro Strähl	2004	KV Solothurn/RLZ SO	SO	3.5 10.750 27	3.0 12.800 18	2.0 9.800 25	3.5 12.725 13	3.0 11.600 23	3.5 10.800 27	18.5	68.475 *
24	Aaron Schönenberger	2004	TZ Fürstenland/STV Kirchberg	SG	4.0 11.150 21	3.0 12.650 21	3.0 10.050 23	3.5 12.425 28	3.0 11.050 26	3.5 11.050 21	20.0	68.375 *
25	Silas Ambühl	2004	TV Wolfwil/RLZ SO	SO	2.0 9.850 32	3.0 12.800 18	3.0 10.650 16	3.5 12.700 15	2.5 10.950 27	3.5 11.150 20	17.5	68.100
26	Andreas Hofer	2004	Biberist Aktiv/RLZ SO	SO	4.0 11.400 16	3.3 14.400 5	3.0 8.350 37	3.5 12.175 36	3.0 11.150 25	3.0 10.400 30	20.9	67.875
27	Jayan Gafner	2004	EGA Genève	GE	3.5 11.200 20	3.0 11.900 36	3.5 9.950 24	3.5 12.725 13	2.5 10.650 31	3.5 11.350 17	19.5	67.775
28	Maurice Walter	2004	TV Lenzburg	AG	3.5 11.300 18	3.5 11.450 39	3.0 10.350 20	3.5 12.675 17	4.0 11.800 20	4.0 10.000 32	21.5	67.575
29	Karyl Burkhard	2003	Serrières NE	NE	4.0 10.950 24	3.0 13.250 13	3.0 10.200 22	3.5 12.500 22	2.5 9.350 40	3.0 10.850 24	19.6	67.100



Résultats P2 - individuel

Rang	Nom	Ann.	Société	Association							Total	
30	Luis Harder	2004	TSV Rohrdorf	AG	3.5 11.000 23	3.0 12.600 23	3.0 9.750 27	3.5 12.075 39	2.5 10.150 34	4.0 11.300 18	19.5 66.875	
31	Axel Bart	2004	Serrières NE	NE	2.0 7.700 34	3.0 12.500 28	3.0 9.550 31	3.5 12.275 32	3.5 12.200 15	3.5 11.450 16	18.5 65.675	
32	Kimi Käppeli	2003	TV Merenschwand	AG	4.0 10.550 29	3.0 12.500 28	3.0 9.600 30	3.8 12.625 18	3.0 9.900 36	2.5 9.900 33	19.2 65.075	
33	Corentin Caillaud	2004	Serrières NE	NE	3.5 10.550 29	3.0 12.550 26	3.0 9.650 29	3.5 12.275 32	3.0 10.050 35	2.5 9.750 35	18.5 64.825	
34	Pascal Scherrer	2004	TZ Fürstenland/STV Wil	SG	3.5 8.950 33	3.0 12.100 34	2.5 8.550 35	3.5 12.525 21	3.5 10.700 30	3.5 10.700 28	19.5 63.525	
35	Flavio Castellani	2003	TSV Rohrdorf	AG	3.0 7.050 37	3.0 12.000 35	3.0 9.300 33	3.5 12.450 25	3.0 10.900 28	2.5 9.100 38	18.0 60.800	
36	Maik Lanz	2004	BTV Bern	BE	1.5 7.400 35	3.0 12.450 32	2.0 9.200 34	3.5 11.125 45	3.0 9.850 37	2.5 8.950 39	15.5 58.975	Be
37	Yannick Depallens	2002	Montreux	VD	0.0 6.150 39	3.0 11.800 37	3.0 8.450 36	3.5 12.450 25	2.5 9.750 38	2.5 9.650 36	14.5 58.250	
38	Flavio Jenny	2001	TV Wünnewil	FR	1.0 5.350 41	3.0 11.450 39	3.0 8.300 38	3.5 12.350 30	3.0 10.300 33	2.5 9.900 33	16.0 57.650	
39	Joel Freiburghaus	2001	TV Wünnewil	FR	2.0 7.400 35	3.0 11.700 38	2.5 6.750 40	3.5 12.075 39	2.5 9.450 39	2.5 8.950 39	16.0 56.325	
40	Emanuel Jenny	1999	TV Wünnewil	FR	0.0 5.300 43	3.0 11.300 42	2.0 6.850 39	3.5 12.325 31	3.0 10.350 32	3.0 9.150 37	14.5 55.275	
41	Luis Bysath	2004	BTV Bern	BE	0.0 5.350 41	3.0 12.550 26	1.5 5.350 43	3.5 11.950 41	2.5 9.250 41	2.5 8.800 41	13.0 53.250	
42	William Werro	2000	TV Wünnewil	FR	0.0 5.600 40	3.0 11.350 41	3.0 6.050 41	3.5 11.600 44	2.5 8.400 43	1.5 7.300 43	13.5 50.300	
43	Dylan Schmutz	2001	TSV Gurmels	FR	0.0 4.550 44	3.0 10.000 43	2.5 5.750 42	3.5 11.950 41	2.0 8.650 42	2.5 8.400 42	13.5 49.300	
44	Livio Weber	2001	TV Steffisburg	BE	0.0 6.650 38	3.0 9.500 44	2.5 5.100 44	3.5 12.250 34	2.0 7.900 44	2.5 7.250 44	13.5 48.650	
45	Benno Hirschi	2004	TSV Gurmels	FR	0.0 2.950 45	2.5 8.500 45	1.5 4.700 45	3.5 11.725 43	1.5 6.800 45	2.0 4.800 45	11.0 39.475	









Résultats P3 - individuel

Rang	Nom	Ann.	Société	Association	■	⚔	⚖	⚙	⚙	⚙	Total		
1	Kevin Kuhni	2003	TV Nunningen	BL	4.5 13.500 3	5.0 16.200 4	4.0 12.400 3	5.5 13.900 2	4.5 13.200 1	5.0 13.700 1	30.5	82.900	*
2	Luca Murabito	2003	Kutu Satus ORO	AG	5.0 13.800 2	5.3 16.800 2	4.0 11.600 8	5.5 14.175 1	4.0 12.200 8	4.8 13.700 1	30.6	82.275	*
3	Timothy Rossetti	2003	SFG Biasca/CCTI	TI	5.0 13.950 1	5.0 16.950 1	4.5 13.500 1	4.0 13.425 4	4.5 12.750 4	4.0 11.000 16	29.9	81.575	*
4	Iman Clayton	2003	BTV Luzern	LU	5.0 12.350 9	5.3 16.750 3	4.5 13.050 2	3.5 12.825 6	4.5 13.000 2	4.5 13.150 3	30.5	81.125	*
5	Florian Langenegger	2003	STV Schlossrued	AG	5.0 13.450 4	5.3 16.100 5	4.0 11.750 7	4.5 13.350 5	4.0 12.000 9	4.5 13.000 4	28.9	79.650	*
6	Luca Giubellini	2003	STV Eien-Kleindöttingen	AG	4.5 13.100 7	4.8 14.800 6	4.0 12.150 4	4.5 13.750 3	4.0 12.450 5	3.5 12.000 11	27.6	78.250	*
7	Kevin Ulrich	2003	STV Eien-Kleindöttingen	AG	5.0 13.400 5	4.8 13.550 7	4.0 11.850 5	4.5 12.625 7	4.0 12.450 5	3.0 11.950 12	25.5	75.825	*
8	Yari Maranta	2003	SFG Bellinzona/CCTI	TI	4.0 13.150 6	5.3 12.200 13	4.0 11.850 5	4.0 12.575 8	4.5 12.950 3	3.8 12.550 6	25.9	75.275	*
9	Andri Stacher	2003	RLZ Ost/Turnfabrik	SG	4.0 12.050 11	4.8 12.350 12	3.5 10.500 10	3.5 12.375 9	4.5 12.400 7	4.5 12.800 5	25.3	72.475	*
10	Alex Moser	2003	BTV Bern	BE	4.5 12.200 10	4.8 13.000 9	3.5 11.450 9	1.0 10.975 18	3.5 11.500 11	3.5 12.200 8	22.1	71.325	*BE
11	Jonathan Luisier	2002	FSG Plan-les-Ouates	GE	3.0 10.850 17	4.8 12.700 11	3.5 9.600 12	1.0 10.450 21	3.5 11.700 10	3.5 11.650 14	20.3	66.950	*
12	Tim Richter	2003	KUTU Schaffhausen	SH	3.5 11.900 13	4.5 13.100 8	2.5 8.900 18	3.5 11.475 14	2.0 9.000 21	3.5 11.900 13	18.5	66.275	*
13	Nico Jungck	2003	TV Wädenswil	ZH	3.5 11.200 15	4.5 11.550 16	3.5 10.350 11	3.5 10.775 19	4.0 11.050 12	4.0 11.250 15	21.8	66.175	*
14	Gabriel Rentsch	2003	TV Zeglingen	BL	3.5 11.050 16	4.5 11.850 15	3.0 9.400 14	3.5 11.775 10	3.5 10.900 13	3.0 10.950 17	21.5	65.925	*
15	Ylan Dardel	2002	Serrières NE	NE	4.0 12.600 8	3.0 9.900 23	3.0 9.150 15	4.5 11.500 12	2.5 10.250 14	3.5 12.350 7	18.8	65.750	*
16	Alessandro Signoroni	2003	TV Bellach/RLZ SO	SO	3.5 10.500 18	4.0 12.000 14	3.5 9.600 12	3.5 10.725 20	2.5 9.500 17	3.5 12.100 10	19.7	64.425	
17	Maurice Stüdeli	2003	TV Bellach/RLZ SO	SO	3.5 10.150 19	3.0 11.200 19	1.5 7.250 22	4.5 11.550 11	2.5 9.800 15	3.5 12.150 9	16.8	62.100	
18	Tobias Ineichen	2003	STV Wetzikon	ZH	3.5 12.050 11	4.8 11.500 17	3.0 9.000 16	1.0 9.650 25	1.5 9.150 20	3.0 10.600 19	16.8	61.950	
19	Nick Amon	2003	KUTU Schaffhausen	SH	3.5 11.500 14	4.0 10.600 20	2.5 7.000 23	3.5 11.500 12	2.5 9.550 16	2.0 10.200 20	16.8	60.350	
20	Marco Müller	2003	TZ Fürstenland/TV Zuzwil	SG	2.5 9.300 21	4.5 13.000 9	3.0 8.550 19	3.5 11.000 17	2.5 8.500 22	3.0 9.650 21	17.8	60.000	
21	Cyryll Hui	2002	TSV Rohrdorf	AG	3.0 9.100 22	4.0 11.400 18	3.5 8.950 17	3.5 11.150 15	3.0 9.200 19	3.0 8.600 22	18.8	58.400	
22	Nikos Fikatas	2002	BTV Bern	BE	0.0 5.700 25	2.0 8.550 24	2.5 8.350 20	1.0 9.825 22	2.5 9.300 18	3.0 10.950 17	11.0	52.675	
23	Immanuel Schmuki	2003	TZ Fürstenland/STV Schwarzenbach	SG	3.5 8.500 24	4.0 10.150 21	3.0 7.400 21	3.5 11.125 16	2.0 7.250 23	2.0 7.400 24	16.8	51.825	
24	Michael Filpus	1999	Chêne Genève Gym	GE	3.5 9.100 22	1.0 7.400 25	0.5 5.850 24	1.0 9.750 24	1.5 6.800 24	2.0 8.500 23	9.5	47.400	
25	Noé Reinhard	2002	Chêne Genève Gym	GE	3.0 9.400 20	1.0 6.900 26	1.5 5.250 25	1.0 9.825 22	1.5 6.350 26	0.0 5.150 27	8.0	42.875	
26	Tobias Egger	2001	TSV Gurmels	FR	0.0 4.850 27	3.0 10.000 22	0.0 3.950 27	1.0 9.450 27	0.5 6.200 27	1.0 7.300 25	5.5	41.750	FR
27	Emmanuel Mortara	1998	FSG Freiburgia	FR	1.0 5.500 26	0.5 6.100 27	0.0 5.150 26	1.0 9.575 26	1.5 6.800 24	1.0 7.200 26	5.0	40.325	



Résultats P4 - individuel







Rang	Nom	Ann.	Société	Association							Total	
1	Kay Schlatter	2002	STV Wetzikon	ZH	4.0 12.300 5	5.8 1.1 15.500 1	5.0 12.300 3	4.5 6.0 14.300 2	4.5 12.950 1	5.0 13.600 1	30.7 80.950	*
2	David Bont	2002	TV Bülach	ZH	4.5 12.750 3	5.8 1.4 15.350 2	4.5 12.700 1	4.5 3.5 12.675 5	4.0 11.800 4	4.5 12.550 2	28.7 77.825	*
3	Sonam Büwang	2002	TV Neftenbach	ZH	4.5 12.850 1	5.3 0.7 14.250 3	3.5 11.650 7	3.5 4.5 12.800 4	4.0 12.750 2	3.5 10.700 7	25.5 75.000	*
4	Benjamin Pfyffer	2002	TV Hegi	ZH	4.5 12.150 6	5.8 0.7 13.850 4	4.0 10.550 13	5.5 6.0 15.000 1	3.5 10.900 10	4.0 10.750 6	28.3 73.200	*
5	Linus Rohner	2002	RLZ Ost	SG	4.5 11.900 8	5.0 0.1 13.550 5	3.5 11.400 11	4.5 3.0 12.675 5	3.5 11.650 6	3.0 10.400 8	23.4 71.575	*
6	Marc Heidelberger	2002	TV Rümliang	ZH	4.5 12.800 2	4.5 0.8 11.250 7	3.5 11.950 5	4.5 4.5 13.875 3	3.5 11.700 5	2.0 9.000 12	23.3 70.575	*
7	Alan Laasner	2002	TV Rickenbach	ZH	4.5 9.950 10	4.5 0.0 10.750 9	4.5 12.100 4	3.0 4.5 12.375 8	3.0 10.800 11	4.0 10.950 5	24.3 66.925	*
8	Josias Heubi	2001	Serrières NE	NE	4.0 12.050 7	3.0 0.0 10.500 11	4.0 11.900 6	1.5 4.5 11.700 9	3.0 10.750 12	2.5 9.750 9	19.5 66.650	
9	Shane Schneider	2002	TV Nunningen	BL	3.0 9.900 11	3.5 0.0 9.550 12	3.5 11.600 9	4.5 1.0 11.500 10	4.0 12.150 3	4.5 11.500 3	21.3 66.200	
10	Sven Müller	2002	TV Wolfwil/RLZ SO	SO	3.0 11.100 9	3.0 0.0 10.550 10	3.5 11.400 11	3.0 4.5 12.400 7	3.0 11.000 9	3.0 9.300 11	19.3 65.750	
11	Timoté Gacond	2002	Serrières NE	NE	4.0 12.400 4	2.0 0.0 8.250 13	3.5 11.650 7	3.5 1.0 11.100 11	2.5 10.550 13	2.5 9.550 10	16.8 63.500	
12	Yannik Rüfenacht	2002	TV Sissach	BL		4.0 0.0 11.550 6	4.0 12.450 2		3.0 11.600 7	4.5 11.350 4	15.5 46.950	
13	Abdullah Sheick	2002	SFG Chiasso/CCTI	TI		4.5 1.2 10.950 8	3.5 11.600 9		3.0 11.400 8	0.0 4.300 13	12.2 38.250	

Résultats P5 - individuel

Rang	Nom	Ann.	Société	Association	■	⚔	⚖	⚙	⚙	⚙	Total	
1	Tim Randegger	2000	TV Wädenswil	ZH	8.9 16.600 2	8.4 16.800 1	6.9 14.600 4	5.4 14.700 1	6.0 14.650 1	5.5 12.750 3	41.1	90.100 *
2	Andrin Frey	2000	TV Steffisburg	BE	8.8 16.900 1	7.5 14.350 3	8.1 15.200 3	5.2 13.600 5	5.1 13.550 5	7.3 14.850 1	42.0	88.450 *BE
3	Théo Ezahr	2000	EGA Genève	GE	7.1 14.000 8	7.4 15.350 2	6.5 13.500 7	3.0 12.100 11	6.2 13.500 6	5.7 13.250 2	35.9	81.700 *
4	Lamine Delorme	2001	EGA Genève	GE	5.0 13.700 9	4.8 11.800 7	8.1 15.600 1	3.6 12.350 10	7.0 14.000 3	4.5 12.250 4	33.0	79.700 *
5	Davide Mazzola	1999	Serrières NE	NE	5.0 11.650 18	6.4 14.250 4	8.1 15.500 2	2.8 11.950 13	4.5 13.150 7	4.3 11.500 7	31.1	78.000 *
6	Dominic Tamsel	2000	STV Wädenswil	LU	6.6 13.600 10	8.3 12.450 5	7.2 13.300 8	3.0 12.100 11	7.0 14.150 2	6.1 11.700 5	38.2	77.300 *
7	Niels Fluder	2001	RLZ OstCH/STV Wil	SG	7.9 15.950 3	3.9 9.500 15	5.9 12.900 10	5.4 14.700 1	3.9 12.700 8	2.4 10.650 12	29.4	76.400 *
8	Colin Bosshard	2001	SFG Lugano/CCTI	TI	4.5 12.250 17	4.6 12.100 6	4.8 12.800 11	3.6 11.950 13	3.5 12.400 9	3.0 11.350 8	24.0	72.850 *
9	David Demartini	1994	Montreux	VD	6.8 14.800 6	2.8 9.000 19	5.9 13.100 9	5.4 14.250 4	2.9 12.050 13	2.9 9.500 16	26.7	72.700 *
10	Fabio Strauss	1999	KUTU Schaffhausen	SH	7.3 13.400 12	3.8 10.100 11	7.0 13.800 6	3.6 11.900 16	4.0 12.400 9	3.4 8.800 19	29.1	70.400 *
11	Jasha Halbenleib	2001	KV Solothurn/RLZ SO	SO	6.7 14.300 7	3.8 9.300 17	4.4 11.400 15	3.0 11.750 18	5.0 11.250 21	3.1 11.000 9	26.0	69.000 *
12	Lukas Sigg	2001	TV Henggart	ZH	7.1 13.600 10	4.4 9.550 14	3.7 12.000 12	3.6 12.750 6	3.0 11.300 19	2.1 7.900 20	23.9	67.100 *
13	Ivo Vögele	2000	STV Eien-Kleindöttingen	AG	4.6 13.250 13	3.0 9.950 12	3.3 11.100 16	2.8 11.500 21	2.9 9.750 25	2.1 10.550 13	18.7	66.100 *
14	David Gacond	1999	Yverdon AG	VD	4.1 11.250 21	2.7 5.550 24	3.9 11.600 14	2.8 11.700 19	2.9 11.750 16	2.8 9.750 14	19.2	61.600 *
15	Joël Haueter	1997	BTV Bern	BE	4.1 11.050 23	2.8 7.700 23	2.2 9.300 27	3.6 12.400 9	3.9 11.600 17	2.8 9.400 18	19.4	61.450 *
16	Joel Skrotzki	2001	TV Selzach/RLZ SO	SO	4.3 7.200 28	2.9 9.350 16	2.2 10.800 19	2.8 11.600 20	4.5 12.300 12	2.5 9.450 17	19.2	60.700 *
17	Melchior Frick	1998	GASF Romont	FR	4.7 11.650 18	2.8 7.750 22	2.1 10.100 23	2.8 10.700 30	2.8 9.350 26	2.1 7.700 21	17.3	57.250 *FR
18	Julien Grandin	1996	Montreux	VD	3.3 11.050 23	2.3 5.550 24	2.3 10.200 22	2.0 10.800 26	2.8 11.200 22	1.7 3.700 23	14.4	52.500 *
19	Yvan Müller	1995	Geku TV Thun	BE	2.7 10.150 26	2.2 7.950 21	1.7 9.600 24	2.0 10.850 25	2.8 10.750 24		11.4	49.300
20	Joey Pedrizat	2000	Serrières NE	NE		3.4 11.650 8	5.0 11.900 13		5.5 13.950 4	3.4 11.000 9	17.3	48.500
21	Florian Sommer	1992	TSV Gurmels	FR	3.4 9.700 27	2.4 5.300 26	2.9 9.400 26	2.8 11.200 23	2.3 5.500 29	1.7 5.900 22	15.5	47.000
22	Théo Kenklies	2000	Montreux	VD	3.9 12.500 15		3.2 11.100 16	2.8 11.450 22	2.8 11.550 18		12.7	46.600
23	Philibert Hutter	1999	FSG Lancy	GE	3.9 12.350 16	2.9 10.300 9	4.4 10.900 18		2.3 11.850 15		13.5	45.400
24	Antoine Amez-Droz	2001	Serrières NE	NE		2.8 9.900 13	2.4 10.300 21	2.8 10.750 28	2.2 3.900 32	2.0 9.650 15	12.2	44.500
25	Nicolas Schoepfer	1990	Corsier	VD	3.2 11.300 20	2.6 2.600 28	2.7 10.400 20	2.0 10.800 26	2.7 7.700 28	1.6 1.600 24	14.8	44.400
26	Joe Mathis	2000	TV Stäfa	ZH	8.5 15.150 4	3.5 10.300 9		5.4 14.600 3			17.4	40.050
27	Yves Kläy	1997	TSV Gurmels	FR	3.3 11.150 22		1.7 9.500 25	2.8 11.950 13	3.1 5.500 29		10.9	38.100
28	Arno Jost	1988	BTV Bern	BE	3.2 10.700 25	2.7 2.700 27	1.7 9.100 29	2.0 10.750 28	2.6 4.700 31		12.2	37.950
29	Luca Scheiwiler	2000	RLZ Ostschweiz	SG	6.1 12.600 14			3.6 12.550 8	4.6 12.400 9		14.3	37.550









Résultats P5 - individuel

Rang	Nom	Ann.	Société	Association							Total
30	Erich Artsruni	2000	BTV Bern	BE			6.6 13.900 5		4.4 11.950 14	4.5 11.650 6	15.5 37.500
31	Adrian Egger	1996	TSV Gurmels	FR	1.9 5.900 29	1.6 1.600 29	1.9 8.000 30	2.8 11.900 16	2.7 8.200 27	0.7 0.700 26	11.6 36.300
32	Florian Rey	1998	FSG Nyon	GE		2.3 8.300 20	1.8 9.300 27		2.7 10.950 23	0.7 0.700 26	7.5 29.250
33	Jonas Dünnenberger	2000	RLZ OstCH/Turnfabrik	SG	6.7 14.850 5			3.6 11.150 24			10.3 26.000
34	Severin Michel	2001	RLZ OstCH/Turnfabrik	SG				3.6 12.600 7	3.8 11.300 19	0.9 0.900 25	8.3 24.800
35	Noah Bitterli	2001	TV Oberbuchsen /LZ SO	SO		4.2 9.250 18				3.5 10.950 11	7.7 20.200



Résultats P6 - individuel

Rang	Nom	Ann.	Société	Association							Total	
1	Andreas Gribi	1998	TSV Rohrdorf/VZ Magglingen	AG	4.7 12.850 7	5.1 13.750 3	4.9 13.450 5	4.4 13.450 9	5.5 14.300 1	4.7 12.600 7	29.3 80.400	*
2	Silas Kipfer	1999	TV Ziefen	BL	5.8 13.800 1	4.5 12.650 8	4.9 13.650 3	5.2 14.450 1	5.1 12.200 15	5.3 13.200 3	30.8 79.950	*
3	Samir Serhani	1999	TV Hegi	ZH	5.9 10.650 16	4.8 13.700 4	5.1 13.950 1	4.8 13.850 4	4.7 13.550 3	5.2 13.900 1	30.5 79.600	*
4	Moreno Kratter	1998	TV Rüti	ZH	5.3 12.950 5	4.7 11.850 12	4.7 13.700 2	4.4 13.300 11	5.1 13.150 7	5.8 13.900 1	30.0 78.850	*
5	Nicola Graber	1995	RLZ OstCH/TV Kriessern	SG	5.6 12.950 5	5.0 11.250 16	4.5 13.350 7	4.4 13.650 8	5.6 13.800 2	5.3 12.500 9	30.4 77.500	*
6	Fabien Herzog	1999	BTV Luzern	LU	5.1 13.000 4	4.5 12.550 9	4.6 12.550 11	4.4 13.800 5	4.0 13.150 7	4.3 12.100 10	26.9 77.150	*
7	Samuel Järmann	1999	TSV Rohrdorf	AG	5.0 13.300 3	4.0 11.700 14	4.5 12.200 14	4.8 13.900 3	4.7 12.950 11	4.7 12.600 7	27.7 76.650	*
8	Tobias Stöckli	1998	TV Aeschi/RLZ SO	SO	4.6 11.800 14	5.2 13.000 6	4.7 12.800 9	4.4 13.450 9	5.0 13.500 4	4.8 10.800 14	28.7 75.350	*
9	Lucas Hilton	1995	TV Subingen/RLZ SO	SO	5.5 12.800 8	3.1 10.200 18	5.0 13.400 6	4.4 13.750 6	4.2 13.100 9	5.0 11.900 11	27.2 75.150	*
10	Nathan Bösiger	1995	Serrières NE	NE	4.0 12.800 8	2.9 11.750 13	4.3 11.950 16	4.4 13.700 7	3.5 11.900 19	3.9 10.900 12	23.0 73.000	*
11	Kristijan Gojkovic	1999	TV Lenzburg	AG	4.8 12.800 8	4.8 13.550 5	4.3 12.250 12	3.6 12.700 13	4.5 13.000 10	5.2 7.750 17	27.2 72.050	*
12	Nico Neeser	1999	STV Schlossrued	AG	4.6 12.200 12	5.4 12.750 7	2.7 9.550 20	3.6 11.500 15	4.6 12.100 17	3.5 10.850 13	24.4 68.950	*
13	Valentin Luthi	1996	EGA Genève	GE	4.3 12.700 11	3.1 7.900 20	3.6 11.650 17	3.6 11.850 14	4.0 13.250 6	3.0 9.350 16	21.6 66.700	*
14	Franck Geiser	1999	Serrières NE	NE	3.6 11.850 13	3.0 11.300 15	1.8 10.600 18	3.6 12.850 12	3.2 12.100 17	1.9 7.250 18	17.1 65.950	*
15	Manuel Kast	1995	RLZ OstCH/TV ST. Margrethen	SG	6.0 13.550 2		4.7 12.250 12	5.2 14.350 2	4.9 12.900 12	5.2 9.950 15	26.0 63.000	
16	Lucas Romano	1998	Serrières NE	NE	3.0 11.350 15	2.3 9.900 19	1.8 10.550 19	2.0 11.000 16	3.0 12.350 14	1.8 6.950 19	13.9 62.100	
17	Janick Brunner	1994	TV Lupsingen	BL		5.4 13.900 1	4.2 12.850 8		4.4 12.650 13	4.3 12.700 5	18.3 52.100	
18	Noe Seifert	1998	Satus Oro/VZ Magglingen	AG		4.4 12.300 10	4.5 12.650 10		5.4 13.350 5	4.3 12.700 5	18.6 51.000	
19	Fabian Bischofberger	1998	RLZ OstCH/Turnfabrik	SG		5.0 13.850 2	5.0 13.500 4		4.5 10.150 20	4.7 12.750 4	19.2 50.250	
20	Jonathan Haenni	1998	Serrières NE	NE		3.6 10.650 17	4.3 12.050 15		3.0 12.150 16		10.9 34.850	
21	Cédric Pfäffli	1998	TV Merenschwand	AG		5.7 12.300 10					5.7 12.300	