







# Zürcher Kunstturnertage 2019

Rüti

11./12. Mai 2019

## PROGRAMM 2







Rg.	Name	Jahrg.	Verein							Total									
1	Julian Pitsis	2008	TV Opfikon-Glattbrugg	4.5	13.000	5.0	15.250	3.5	13.750	5.0	13.025	13.4.0	13.300	8.5	13.600	6	28.2	81.925	G/M
2	Jannick Engel	2008	TV Romanshorn/RLZ Ostschweiz	4.5	13.100	3.0	14.500	6.5	13.500	2.0	13.750	3.4.0	12.700	16.4.8	14.350	1	28.4	81.900	S
3	Ben Schumacher	2008	STV Lenzburg	4.3	12.150	2.1	16.000	1.3.5	12.300	1.3.5	13.500	5.4.5	13.800	4.4.0	13.400	8	27.9	81.150	B
4	Loris Marty	2008	TSV Rohrdorf	4.5	13.000	5.0	14.800	5.3.0	11.750	1.6.5	13.125	10.4.5	13.900	2.4.8	13.750	4	27.8	80.325	*
5	Justin Fischer	2008	Kutu Freienstein-Rorbas	4.5	12.800	1.1.0	13.500	1.4.0	12.800	6.5.0	14.000	2.4.0	13.450	5.4.0	13.000	1.3.0	26.9	79.550	*
6	Luis Brandenberger	2008	TV Henggart	4.5	11.750	2.3.0	15.900	2.4.0	13.050	4.3.5	13.025	1.3.4.0	12.950	10.4.0	12.500	1.9.0	27.2	79.175	*
7	Leandro Berni	2008	TV Henggart	4.5	12.850	9.4.0	15.250	3.3.5	12.500	9.3.5	12.525	2.5.3.5	12.250	2.3.4.3	13.300	1.0.0	25.1	78.675	*
8	Jan Guggisberg	2008	TV Inkwil/RLZ Solothurn	4.8	13.050	4.0	14.250	8.4.0	12.700	7.3.5	12.325	3.3.4.5	13.850	3.4.8	12.350	2.0.0	26.8	78.525	*
9	Adam Ateyeh	2008	TV Opfikon-Glattbrugg	4.5	12.950	7.4.0	14.200	9.4.0	12.950	5.3.5	12.800	1.7.4.0	12.950	10.4.5	12.600	1.6.0	26.0	78.450	*
10	Hiroki Gütiger	2008	STV Lenzburg	4.5	12.600	1.3.0	14.400	7.3.5	12.350	1.2.5.0	13.725	4.3.5	11.300	3.2.4.3	13.750	4.0.0	26.0	78.125	*
11	Nick Reuling	2008	TV Bülach	4.5	12.850	9.1.5	11.800	3.6.5	13.100	3.3.5	13.300	7.4.5	14.000	1.4.5	12.950	1.5.0	26.3	78.000	*
12	Jonas Fröhndrich	2008	TV Horgen	4.5	12.600	1.3.0	13.800	1.1.3.5	12.400	1.1.3.5	11.825	4.2.4.5	13.350	6.4.8	13.600	6.0.0	26.1	77.575	*
13	Luan Mann	2008	STV Langendorf	4.8	12.900	8.4.0	12.150	3.3.5	12.450	1.0.3.5	13.400	6.4.0	12.700	1.6.4.8	13.900	3.2.5.4	25.4	77.500	*
14	Nino Galbier	2008	TV Jenaz	4.8	13.350	1.4.0	13.200	1.6.3.5	11.600	1.9.5.0	13.300	7.4.5	12.850	1.2.4.3	13.000	1.3.0	26.2	77.300	*
15	Nando Steger	2008	TSV Rohrdorf	4.5	12.450	1.7.4.0	14.050	1.0.3.0	11.000	2.6.5.3	14.075	1.3.5	11.750	2.8.4.3	13.350	9.2.5.3	25.3	76.675	*
16	Davide Maria Bonacina-Paglia	2008	SFG Chiasso	4.5	12.650	1.2.0.5	13.350	1.5.3.5	11.400	2.1.4.5	12.650	1.8.4.5	13.100	9.4.3	13.250	1.2.2.5.3	25.3	76.400	*
17	Joël Lucien Frauchiger	2008	STV Oberbüren	4.5	11.750	2.3.0.5	12.900	1.7.4.0	12.700	7.4.5	13.150	9.4.0	12.550	1.8.4.0	12.550	1.7.2.5.8	25.8	75.600	*
18	Nico Engel	2008	TV Wolfwil	4.5	12.600	1.3.0.3	12.500	2.3.3.5	11.500	2.0.5.0	12.525	2.5.4.0	12.050	2.5.4.8	14.050	2.2.5.4	25.4	75.225	*
19	Cyrille Keller	2008	TV Füllinsdorf	4.5	12.500	1.6.4.0	13.750	1.2.3.0	11.700	1.8.5.0	12.600	2.0.3.5	12.100	2.4.3.8	12.550	1.7.2.3.7	23.7	75.200	*
20	Alessio Clementi	2008	SG Lugano	4.8	13.350	1.3.5.0.0	12.500	2.3.3.0	11.100	2.4.3.5	13.075	1.1.4.5	12.800	1.4.4.0	11.800	2.3.2.3.8	23.8	74.625	*
21	Lucas Jonesco	2008	Kutu Schaffhausen	3.5	12.350	1.9.4.0	12.400	2.6.3.5	11.800	1.5.3.5	12.475	2.9.4.0	13.350	6.3.5	12.050	2.1.2.2.3	22.3	74.425	*
22	Noah Steger	2008	KTV Oberriet	4.5	11.950	2.2.0.0.0	12.600	2.2.3.0	11.400	2.1.4.5	12.250	3.6.3.5	10.950	3.9.4.3	13.300	1.0.2.3.3	23.3	72.450	*
23	Jonas Räßle	2008	Kutu Schaffhausen	3.5	11.500	2.7.3.5	12.650	2.1.3.0	11.050	2.5.3.5	12.575	2.1.4.0	12.800	1.4.3.5	11.250	2.8.2.1.3	21.3	71.825	
24	Livio Maltese	2008	TV Liestal	4.5	12.450	1.7.3.5	12.300	2.7.3.5	12.250	1.4.5.0	13.075	1.1.3.5	10.800	4.1.3.5	10.800	3.4.2.2.8	22.8	71.675	
25	Abteen Matin	2008	Gym Serrières	4.0	11.350	2.8.3.5	12.750	2.0.3.0	10.500	3.0.3.5	12.550	2.3.4.0	12.400	2.1.3.5	11.600	2.5.2.1.5	21.5	71.150	
26	Matthieu Gobet	2008	GASF Romont	3.5	9.950	3.4.3.5	12.200	3.2.3.0	11.750	1.6.3.5	12.550	2.3.4.0	12.850	1.2.4.0	11.650	2.4.2.1.5	21.5	70.950	
27	Mirzali Cilginözü	2008	KV Solothurn	4.0	10.450	3.1.0.0	13.550	1.3.3.0	10.250	3.1.3.5	12.500	2.7.3.5	11.250	3.3.3.5	11.900	2.2.2.1.5	21.5	69.900	
28	Nikolai Dubs	2007	Kutu Freienstein-Rorbas	4.3	11.650	2.5.3.5	12.300	2.7.3.0	9.100	3.6.3.5	12.975	1.5.4.0	12.350	2.2.3.8	11.250	2.8.2.2.6	22.6	69.625	
29	Diego Gutierrez	2008	FSG Aire-Le Lignon	3.5	10.250	3.2.4.0	12.900	1.7.3.0	10.250	3.1.3.5	12.650	1.8.4.0	11.500	3.0.3.0	10.750	3.5.2.1.0	21.0	68.300	

# Zürcher Kunstturnertage 2019

Rüti

11./12. Mai 2019

## PROGRAMM 2







Rg.	Name	Jahrg.	Verein							Total
30	Tim Wolfer	2007	TV Henggart	3.0 9.700 36	3.0 12.500 23	3.0 11.150 23	3.5 12.400 31	3.0 11.100 37	3.0 11.350 27	18.5 68.200
31	Yannis Blatter	2008	STV Wil	4.5 12.200 20	4.0 11.700 37	3.0 8.150 39	3.5 12.500 27	3.5 12.050 25	3.0 11.500 26	21.5 68.100
32	Kiyan Bellaïde	2008	FSG Versoix	4.0 10.200 33	3.5 12.300 27	3.5 10.850 27	5.0 12.400 31	4.0 11.250 33	3.5 10.900 32	23.3 67.900
33	Janik Hollenstein	2008	TV Zuzwil	4.3 11.550 26	3.0 11.900 34	2.5 9.600 34	3.5 12.275 34	3.5 11.650 29	3.0 10.900 32	19.8 67.875
34	Jamie De Pellegrin	2008	STV Langendorf	4.0 11.150 29	3.5 11.150 40	3.0 9.800 33	3.5 11.250 44	3.5 12.550 18	3.0 10.650 36	19.3 66.550
35	Neil Flacher	2008	TV Henggart	3.0 9.900 35	2.0 9.200 44	3.0 10.800 28	3.5 12.975 15	3.5 11.850 27	3.5 11.100 30	19.4 65.825
36	Paco Kehtari	2008	Gym Serrières	3.8 10.950 30	3.0 10.600 41	2.5 7.950 40	3.5 12.575 21	3.5 11.200 36	2.5 9.150 40	18.8 62.425
37	Alexander Müller	2008	TV Wädenswil	3.0 8.350 38	3.0 11.450 38	2.5 6.850 43	3.5 12.025 40	3.0 11.050 38	3.0 10.450 38	18.0 60.175
38	Damian Arnold	2005	TV Bülach	2.5 8.150 40	3.0 11.400 39	3.0 8.400 38	3.5 12.275 34	3.0 10.950 39	1.5 8.750 41	16.5 59.925
39	Luca Sommer	2008	KV Solothurn	2.0 6.950 41	2.5 9.550 42	3.0 9.150 35	3.5 12.150 39	3.0 11.450 31	3.0 10.650 36	17.0 59.900
40	Skyler Diaz	2008	TV Steffisburg		3.5 12.800 19	3.0 10.650 29	3.5 12.000 41	4.0 12.550 18	3.0 10.950 31	17.5 58.950
41	Sandro Tanner	2005	TV Wädenswil	1.0 6.700 42	3.0 12.300 27	2.0 8.450 37	3.5 11.825 42	3.5 11.250 33	2.5 8.150 43	15.5 58.675
42	Fabian Zähringer	2008	TV Hegi	2.0 8.200 39	3.0 12.300 27	1.5 5.700 44	3.5 12.250 36	2.5 10.050 42	1.5 9.350 39	14.0 57.850
43	Ilian Dammene	2008	Gym Serrières	3.0 9.300 37	2.0 9.450 43	2.5 7.100 42	3.5 12.450 30	3.0 9.300 44	3.0 8.650 42	17.0 56.250
44	Mael Schickli	2005	Kutu Freienstein-Rorbas	0.0 4.250 43	3.0 11.900 34	2.5 7.400 41	3.5 12.250 36	3.0 9.800 43	2.5 7.750 44	14.5 53.350

# Zürcher Kunstturnertage 2019

Rüti

11./12. Mai 2019

## PROGRAMM 3







Rg.	Name	Jahrg.	Verein							Total	
1	Janic Fässler	2007	TV Wädenswil	5.0 12.650 5.0 2.3	15.700	4.5 13.150 2.4 5.0	14.000	15.0 13.750 14.5 13.950	1 31.1	83.200	G/M
2	Omar Ateyeh	2007	TV Opfikon-Glattbrugg	4.5 12.200 9.5 2.6	15.900	2.4 5.0 13.550 1.3 5.0	12.325	12.5 13.450 2.4 5.0 12.700 8.30.4	80.125	S	
3	Quinn Müller	2007	TV Wädenswil	4.5 12.200 9.5 2.6	15.950	1.4 5.0 13.100 3.4 5.0	12.350	11.4 11.600 10.5 13.800 2.30.1	79.000	B	
4	Quentin Weber	2007	TV Gelterkinden	4.5 12.300 8.5 2.2	15.850	3.4 5.0 12.700 4.4 5.0	13.025	6.4 11.600 10.4 13.500 3.29.5	78.975	*	
5	Linus Eisenring	2007	TV Wängi/RLZ Ostschweiz	4.8 12.500 6.5 1.9	15.500	5.4 5.0 11.950 9.3 5.0	12.175	13.5 13.200 3.4 13.250 4.29.0	78.575	*	
6	Aaron Lamberti	2007	SG Lugano	5.3 13.900 1.5 0.9	13.750	8.4 5.0 11.600 10.4 5.0	13.425	4.4 12.150 7.4 12.250 10.28.0	77.075	*	
7	Nick Aebersold	2007	TV Steffisburg	5.0 12.500 6.5 1.4	14.250	7.4 5.0 12.350 7.3 5.0	13.125	5.4 12.100 8.4 12.700 8.28.2	77.025	*	
8	Yakouba Soumaré	2007	SG Lugano	4.8 13.600 2.4 0.0	12.500	9.4 5.0 12.300 8.4 5.0	12.775	7.4 12.450 5.4 12.750 7.27.1	76.375	*	
9	Andrin Ganster	2007	TV Hegi	4.0 11.700 13.4 0.0	12.050	10.4 5.0 12.500 6.3 5.0	12.375	10.4 11.900 9.4 12.800 6.25.3	73.325	*	
10	Isaak Jelinek	2007	TV Hegi	5.0 12.050 11.1 1.0	9.500	15.4 5.0 12.550 5.3 5.0	12.475	9.4 12.500 4.4 13.050 5.27.6	72.125	*	
11	Ilan Delorme	2007	E.G.A. Genève	5.3 13.350 4.4 0.2	11.550	12.3 5.0 10.250 12.4 5.0	13.650	3.4 10.200 14.3 12.000 11.25.3	71.000	*	
12	Mauro Bucher	2007	STV Rickenbach LU	3.5 11.100 14.1 1.8	14.500	6.3 3.5 9.800 14.3 5.0	11.750	14.4 12.350 6.3 11.450 13.24.3	70.950	*	
13	Marwan Armanios	2007	E.G.A. Genève	5.0 13.500 3.3 0.0	9.900	14.3 5.0 10.250 12.4 5.0	13.675	2.3 10.150 15.3 8.350 22.22.8	65.825		
14	Jan Steger	2006	KTV Oberriet	3.0 9.700 18.4 0.0	11.100	13.2 5.0 7.750 18.3 1.0	11.525	15.3 10.350 13.3 11.700 12.18.9	62.125		
15	Nils Haag	2006	TV Hüttwilen	4.0 11.750 12.3 0.0	6.850	21.3 3.5 8.200 17.3 5.0	12.550	8.3 10.950 12.2 10.650 15.19.5	60.950		
16	Tom Züblin	2007	TV Lütisburg	3.5 11.050 15.4 0.0	11.650	11.2 5.0 8.300 16.3 5.0	11.325	16.2 9.700 16.1 8.700 19.15.3	60.725		
17	Leon Montanile	2007	Kutu Schaffhausen	3.0 10.600 16.3 0.0	7.550	19.3 1.0 10.500 11.1 1.0	9.975	22.2 9.550 17.3 11.100 14.16.0	59.275		
18	Marius Regamey	2006	TV Neftenbach	3.0 10.100 17.2 0.0	7.900	17.3 1.0 9.350 15.1 1.0	10.075	21.2 9.100 18.3 9.350 16.14.5	55.875		
19	Jannik Gretler	2007	TV Hegi	3.0 9.200 20.2 0.0	8.500	16.2 1.0 7.600 19.1 1.0	10.100	20.2 8.550 19.2 8.850 17.13.0	52.800		
20	Erik Hegenberg	2006	TV Hegi	2.5 9.100 21.2 0.0	6.800	22.1 1.0 7.300 20.1 1.0	10.175	17.0 6.150 22.2 8.850 17.9.0	48.375		
21	Philipp Häusler	2004	TV Hegi	3.0 9.300 19.2 0.0	7.250	20.2 1.0 5.400 21.1 1.0	10.175	17.0 6.950 20.1 8.600 21.10.0	47.675		
22	Elijah Schefer	2006	TV Hegi	2.0 8.850 22.2 0.0	7.750	18.1 1.0 4.250 22.1 1.0	10.125	19.2 6.950 20.2 8.650 20.10.5	46.575		

# Zürcher Kunstturnertage 2019 - KM

Rüti

11./12. Mai 2019

## PROGRAMM 4







Rg.	Name	Jahrg.	Verein							Total									
1	Carlo Riesco	2006	TV Wädenswil	4.5	12.400	34.5	12.450	24.5	12.900	34.5	14.400	24.0	12.450	44.0	11.050	11	26.8	75.650	G/M
2	Timi Bühlmann	2006	KTTV Ebikon/RLZ Solothurn	3.5	12.000	54.0	11.550	65.5	13.800	14.5	13.775	34.0	12.050	94.0	12.200	1	26.0	75.375	S
3	Colin Jaden Schmid	2006	TV Niederglatt	4.0	12.100	43.5	13.650	13.5	10.900	64.5	12.850	74.0	12.850	34.0	12.100	3	23.5	74.450	B
4	Linus Wolfisberg	2006	STV Neuenkirch	4.0	11.650	95.0	12.000	44.0	13.150	24.5	13.575	44.0	12.250	73.5	11.150	10	25.0	73.775	*
5	Nico Oberholzer	2006	TV Opfikon-Glattbrugg	4.5	13.000	14.0	10.450	94.5	11.300	44.5	12.750	84.3	13.200	14.0	11.400	9	25.8	72.100	*
6	Florian Keller	2006	SVD Diepoldsau-Schmitter	4.0	11.400	105.0	11.700	53.5	10.900	65.5	13.375	64.3	13.000	24.0	11.450	8	25.8	71.825	*
7	Alexsander Dressi	2006	SFG Bellinzona	4.5	12.650	23.0	8.250	133.0	11.050	55.5	14.450	14.0	12.300	63.5	11.750	6	23.8	70.450	*
8	Samuel Furter	2006	STV Lenzburg	3.0	10.950	114.0	12.300	34.0	10.400	93.0	11.825	103.5	12.200	84.0	12.150	2	22.3	69.825	*
9	Justin Freiburghaus	2006	TV Wolfwil	3.0	11.900	63.5	11.100	73.0	10.150	103.5	11.875	93.0	10.750	114.0	11.950	4	19.8	67.725	
10	Janik Mann	2006	STV Langendorf	3.5	11.900	63.0	9.850	123.0	10.150	104.5	13.425	53.0	10.800	104.0	11.550	7	21.0	67.675	
11	Andrin Flisch	2006	TV Hegi	3.5	10.950	113.5	11.000	83.5	9.450	133.5	11.725	113.5	12.400	54.0	11.850	5	21.3	67.375	
12	Severin Ender	2006	TSV Rohrdorf	3.0	10.650	131.5	7.100	140.5	7.450	141.0	10.100	132.0	9.300	122.5	10.350	12	10.5	54.950	
13	Claudio Gianin Altorfer	2006	TV Rüti	4.0	11.900	64.0	10.000	104.0	10.800	83.0	11.025	123.5					15.3	43.725	
14	Leon Habegger	2006	Gym Center Emme/RLZ Solothurn			3.0	9.950	113.5	10.150	10							6.5	20.100	

# Zürcher Kunstturnertage 2019 - KM

Rüti

11./12. Mai 2019

## PROGRAMM 5







Rg.	Name	Jahrg.	Verein							Total														
1	Jan Imhof	2004	TV Maisprach	9.1	17.150	14.7	12.700	12	6.7	14.950	25.0	14.250	27.2	14.800	17.9	15.950	1	40.6	89.800	G				
2	Tim Landolt	2004	STV Wil	6.6	14.100	5.6	12.950	11	8.5	15.150	16.8	15.850	15.2	13.750	7	5.3	13.700	5	38.0	85.500	S			
3	Fabio Vezzu	2004	TV Neftenbach	7.3	15.100	3	6.6	14.900	1	6.7	14.150	3	5.0	13.200	6	5.6	14.300	4	4.8	12.450	8	36.0	84.100	B/M
4	Kilian Schmitt	2004	TV Mels	6.0	13.400	12	7.8	14.450	2	5.2	12.300	7	5.0	14.100	3	4.9	13.850	6	6.7	15.300	2	35.6	83.400	*
5	Ewan Onomor	2004	SFG Chêne-Genève	6.7	13.950	7	7.0	14.300	3	4.9	12.750	6	5.0	13.650	4	6.5	14.550	2	4.8	13.450	6	34.9	82.650	*
6	Nicolò Scornaienghi	2005	SG Lugano	6.1	13.550	11	6.1	13.800	5	4.7	10.800	13	2.4	11.050	22	5.4	12.650	15	6.6	14.200	3	31.3	76.050	*
7	Noah Griesser	2004	TV Rüti	6.7	15.200	2	5.3	13.100	8	5.6	8.750	22	4.0	11.200	16	5.2	12.950	11	7.1	13.900	4	33.9	75.100	*
8	Ian Staubitzer	2005	TV Inkwil/RLZ Solothurn	6.3	13.650	10	5.3	11.450	14	6.4	12.800	5	2.4	11.200	16	5.7	13.550	8	4.7	11.600	11	30.8	74.250	*
9	Silas Dittmann	2005	TV Horgen	5.6	13.950	7	6.5	13.450	7	4.0	11.950	8	3.2	11.900	8	3.5	11.750	19	4.1	10.850	15	26.9	73.850	*
10	Beda Kobler	2005	TV Niederglatt	5.4	13.250	13	6.4	13.700	6	3.5	10.100	16	2.4	10.850	26	5.7	12.950	11	5.0	10.400	19	28.4	71.250	*
11	Anthony Rodriguez	2005	Gym Serrières	6.2	14.300	4	2.4	9.700	18	3.5	11.550	11	3.2	11.600	13	4.4	12.150	17	3.3	11.200	13	23.0	70.500	*
12	Gianluca Hartmann	2005	STV Lenzburg	4.6	12.800	14	6.6	13.100	8	3.4	9.700	20	2.4	11.200	16	4.5	12.500	16	1.9	9.450	23	23.4	68.750	*
13	Mario Brand	2004	STV Merenschwand	5.2	12.150	17	3.8	5.200	23	5.9	12.850	4	3.2	12.400	7	6.1	13.900	5	4.2	11.900	10	28.4	68.400	*
14	Lukas Ulrich	2005	STV Eien-Kleindöttingen	6.0	14.000	6	3.2	8.000	20	4.2	11.600	10	3.2	11.150	20	4.2	11.650	20	3.5	11.600	11	24.3	68.000	*
15	Paul Peyer	2005	Satus ORO	5.1	11.900	19	5.8	11.100	16	3.7	9.900	19	3.2	11.750	11	4.6	12.900	13	2.0	10.200	21	24.4	67.750	*
16	Kevin Buckley	2005	SFG Chiasso	3.5	12.250	16	3.6	8.000	20	2.4	10.350	14	2.4	11.050	22	4.0	13.050	10	2.7	11.100	14	18.6	65.800	
17	Tim Richter	2003	Kutu Schaffhausen	5.7	13.850	9	3.0	9.250	19	2.2	10.150	15	2.4	11.650	12	3.5	11.100	23	2.5	9.650	22	19.3	65.650	
18	Jan Schumacher	2004	TV Rickenbach ZH			6.4	13.100	8	3.8	11.900	9	5.0	13.650	4	5.1	13.550	8	3.8	11.950	9	24.1	64.150		
19	Corentin Caillaud	2004	Gym Serrières	4.3	12.100	18	2.3	7.600	22	2.8	9.550	21	2.4	11.200	16	2.3	11.100	23	2.3	8.550	26	16.4	60.100	
20	Axel Gobet	2004	GASF Romont	4.8	12.450	15			4.5	10.050	18	3.2	11.850	9	2.9	11.950	18	2.9	8.850	25	18.3	55.150		
21	Felix Wisotzki	2001	TV Bülach	3.9	10.500	24	2.2	2.050	24	2.4	8.650	23	3.2	11.850	9	2.4	11.300	21	2.1	10.600	18	16.2	54.950	
22	Lars Engeli	2004	STV Frauenfeld/RLZ Ostschweiz	3.1	11.050	21	4.6	10.250	17			2.4	10.900	25	3.4	11.300	21	2.2	10.300	20	15.7	53.800		
23	Noe Blaser	2005	TV Bellach	3.5	10.750	22	4.7	11.350	15	2.1	7.450	26	2.4	11.400	14	2.4	10.850	25				15.1	51.800	
24	Alexander Marggraf	2004	BTV Basel			6.5	14.000	4	4.0	10.100	16			6.0	14.550	2	3.7	10.800	16	20.2	49.450			
25	Luis Harder	2004	TSV Rohrdorf	3.5	10.700	23	1.4	0.000	26	2.6	5.650	27	1.6	11.100	21	2.4	9.250	27	2.1	10.700	17	13.6	47.400	
26	Matteo Giubellini	2004	STV Eien-Kleindöttingen			6.8	12.550	13	4.6	8.500	24			5.9	12.900	13	5.1	13.300	7	22.4	47.250			
27	Maurice Walter	2004	STV Lenzburg	3.8	11.500	20	2.0	1.850	25	1.7	8.150	25	2.2	11.300	15	2.4	9.150	28	1.6	4.850	27	13.7	46.800	
28	Janis Nyffeler	2003	Satus ORO	0.0	0.000	25			2.6	5.600	28	2.2	9.700	27	2.4	10.000	26	1.9	9.450	23	9.1	34.750		
29	Mirco Riva	2005	SFG Chiasso						6.1	11.400	12	4.0	10.950	24								10.1	22.350	

# Zürcher Kunstturnertage 2019 - KM

Rüti

11./12. Mai 2019

## PROGRAMM 6

Rg.	Name	Jahrg.	Verein							Total									
1	Marco Walter	1994	TV Löhningen	5.7	14.650	14.4	13.100	25.1	13.850	15.2	14.450	14.8	13.550	13.8	12.900	5	29.0	82.500	G
2	Ian Raubal	2001	TV Opfikon-Glattbrugg	4.7	13.300	5.2	12.700	44.5	12.800	94.8	13.550	104.8	11.900	235.3	13.500	1	29.3	77.750	S/M
3	Marco Pfyl	1997	STV Pfäffikon-Freienbach	5.1	13.400	44.7	11.450	134.5	12.900	84.8	13.200	155.3	13.200	34.8	13.500	1	29.2	77.650	B
4	Martino Morosi	1999	US Ascona	5.1	13.800	24.4	11.500	114.3	12.950	64.8	13.950	34.9	13.300	24.3	12.050	13	27.8	77.550	*
5	Moreno Kratter	1998	TV Rüti	5.6	13.300	54.3	11.850	94.5	13.000	54.8	13.750	94.7	12.150	175.6	13.450	3	29.5	77.500	*
6	Luca Bottarelli	2002	SG Lugano	4.4	13.000	94.6	12.000	84.1	12.550	134.0	12.950	194.8	13.200	34.0	12.700	8	25.9	76.400	*
7	Marco Rizzo	1992	Kutu Freienstein-Rorbas	5.4	13.750	35.0	11.200	175.0	13.250	35.2	13.950	34.7	12.300	155.1	11.900	15	30.4	76.350	*
8	Marc Heidelberger	2002	TV Rümlang	5.2	13.250	74.3	11.450	134.4	11.900	204.8	13.850	54.3	13.100	63.8	11.950	14	26.8	75.500	*
9	Jonas Munsch	1997	TV Ziefen	4.1	12.700	113.3	10.850	194.3	13.100	44.0	13.250	144.0	12.700	104.0	12.200	12	23.7	74.800	*
10	Nicola Graber	1995	TZ Rheintal	4.9	13.150	84.6	10.400	234.2	12.950	64.0	13.300	134.6	13.150	54.6	11.800	16	26.9	74.750	*
11	Fabien Herzog	1999	BTV Luzern	5.4	11.900	194.7	10.650	224.0	12.200	164.8	13.800	74.9	13.050	74.6	12.600	10	28.4	74.200	*
12	Sonam Büwang	2002	TV Neftenbach	4.4	12.150	135.0	12.650	53.7	12.150	174.0	13.400	114.6	12.050	203.9	11.350	22	25.6	73.750	*
13	Dominic Tamsel	2000	TV Wädenswil/RLZ Luzern	4.9	12.950	105.1	11.500	114.3	12.750	104.0	11.750	275.1	12.600	114.9	11.650	17	28.3	73.200	*
14	Janic Meier	2003	TV Maienfeld/RLZ Ostschweiz	4.4	12.150	133.4	11.250	163.7	12.000	194.0	13.100	173.7	10.450	294.6	12.650	9	23.8	71.600	*
15	Benaja Munsch	2000	TV Ziefen	4.2	12.450	124.0	10.200	254.3	11.850	224.8	13.800	73.8	12.050	203.7	11.000	23	24.8	71.350	*
16	Kay Schlatter	2002	STV Wetzikon	4.1	11.350	214.0	11.050	184.1	12.750	104.8	12.600	214.3	12.400	134.3	10.900	24	25.6	71.050	*
17	Alan Laasner	2002	TV Rickenbach ZH	3.9	11.200	244.4	12.800	33.2	11.900	204.0	12.600	213.5	11.650	273.9	10.500	25	22.9	70.650	*
18	Andri Stacher	2003	STV Frauenfeld/RLZ Ostschweiz	4.0	12.150	133.5	9.450	264.4	11.750	234.0	13.050	184.6	11.750	254.0	11.500	21	24.5	69.650	*
19	Benjamin Pfyffer	2002	TV Hegi	4.1	11.500	204.1	11.450	133.4	9.950	264.8	12.350	243.7	12.600	113.9	11.650	17	24.0	69.500	*
20	Elia Hasler	2003	TSV Montlingen	4.2	11.950	183.8	10.400	233.2	10.050	254.0	12.500	233.8	11.050	284.1	11.650	17	23.1	67.600	
21	Alessandro Signoroni	2003	TV Bellach	4.0	10.900	254.0	10.850	194.0	9.850	274.0	12.750	203.5	12.000	222.7	10.450	26	22.2	66.800	
22	Janick Brunner	1994	TV Lupsingen			4.4	13.150	14.3	13.500	24.0	13.200	154.5	12.800	94.8	12.900	5	22.0	65.550	
23	Mattia Piffaretti	2002	SFG Chiasso			4.8	12.100	74.2	12.250	144.8	13.850	54.6	12.950	84.4	12.800	7	22.8	63.950	
24	Tim Randegger	2000	TV Wädenswil	5.6	12.000	17		4.3	12.250	144.8	14.000	24.5	12.350	144.5	13.150	4	23.7	63.750	
25	Christian Stroppa	2002	TV Henggart	3.6	11.350	212.6	8.550	272.6	9.300	283.2	11.800	262.6	11.800	242.5	10.150	27	17.1	62.950	
26	Kevin Kuhni	2003	TV Nunningen	4.5	11.300	23		4.0	12.750	104.0	13.400	113.7	12.150	174.3	12.600	10	20.5	62.200	
27	Samuel Wällisch	2000	STV Eien-Kleindöttingen	4.3	12.150	132.9	10.850	19		3.2	12.300	253.7	12.200	164.7	8.450	28	18.8	55.950	
28	Marton Kovacs	2003	TZ Rheintal			4.2	11.550	102.9	10.100	24		2.9	11.700	263.9	11.600	20	13.9	44.950	
29	Timothy Rossetti	2003	SFG Biasca			4.8	12.650	53.4	12.100	18		3.4	12.100	19			11.6	36.850	