







ZTV 100. Zürcher Kunstturnertage

Neftenbach

13./14. Mai 2017

PROGRAMM 6







Rang	Name	Jahrg.	Verein	Verband							Total								
1	Samir Serhani	1999	TV Hegi	ZTV	5.6	13.850	14.6	13.050	25.0	13.950	24.8	13.700	64.5	12.950	75.0	13.300	229.5	80.800	G/M
2	Sascha Coradi	1996	TV Bülach	ZTV	5.7	13.450	44.8	10.900	154.5	13.500	44.8	14.150	25.7	14.250	15.8	13.750	131.3	80.000	S
3	Marco Rizzo	1992	Kutu Freienstein-Rorbas	ZTV	5.1	13.250	74.6	13.450	14.3	13.450	54.8	13.950	44.8	11.700	224.7	13.100	428.3	78.900	B
4	Andrin Frey	2000	TV Steffisburg	BE	5.1	13.600	24.2	12.250	104.6	13.450	54.8	14.000	34.6	13.250	53.6	11.800	1426.9	78.350	*
5	Martino Morosi	1999	US Ascona	TI	5.1	13.550	34.3	12.100	114.5	12.900	114.8	13.750	54.1	12.400	154.2	12.550	627.0	77.250	*
6	Ian Raubal	2001	TV Opfikon-Glattbrugg	ZTV	3.9	12.400	153.9	11.750	124.0	13.000	104.0	12.750	104.5	13.050	64.8	13.300	225.1	76.250	*
7	Nicola Graber	1995	TZ Rheintal	SGTV	4.8	11.950	195.1	12.350	84.3	13.150	74.0	12.600	124.8	13.300	45.0	12.750	528.0	76.100	*
8	Davide Bieri	2001	TV Opfikon-Glattbrugg	ZTV	4.6	13.200	84.5	12.850	44.1	11.750	214.0	12.350	174.0	12.000	204.1	12.500	725.3	74.650	*
9	Tim Randegger	2000	TV Wädenswil	ZTV	5.0	12.450	144.5	11.150	143.8	12.600	154.8	13.300	93.5	12.600	94.2	11.650	1825.8	73.750	*
10	Dominic Tamsel	2000	TV Wädenswil	ZTV	4.3	12.400	155.0	11.550	134.0	12.550	174.0	12.100	194.5	12.650	84.6	11.700	1526.4	72.950	*
11	Jonas Munsch	1997	TV Ziefen	NKL	4.3	13.150	94.2	9.600	204.2	13.150	74.0	13.400	84.3	11.600	244.4	12.000	1025.4	72.900	*
12	Sandro Brändle	1997	TZ Fürstenland	SGTV	4.9	13.300	52.7	10.300	193.3	11.500	225.2	13.450	73.1	12.200	182.8	11.700	1522.0	72.450	*
13	Théo Ezahr	2000	E.G.A. Genève	GE	4.2	12.150	174.3	12.300	93.5	11.450	233.2	12.050	204.1	12.550	104.0	11.850	1223.3	72.350	*
14	Erich Artsruni	2000	BTV Bern	BE	4.0	11.700	213.0	10.700	184.0	12.500	184.0	12.600	123.7	12.500	114.1	12.250	822.8	72.250	*
14	Kristijan Gojkovic	1999	STV Lenzburg	AG	4.9	12.600	124.3	12.850	43.9	12.300	194.0	12.400	164.0	12.500	114.3	9.600	2325.4	72.250	*
16	Tobias Stöckli	1998	TV Aeschi	SO	4.2	11.950	194.6	10.900	154.4	12.250	204.0	12.450	154.8	12.350	164.2	11.700	1526.2	71.600	*
17	Nico Neeser	1999	STV Schlossrued	AG	5.2	12.650	115.2	12.950	33.9	10.800	254.0	11.950	224.2	11.950	212.6	10.400	2125.1	70.700	*
18	Lamine Delorme	2001	E.G.A. Genève	GE	3.5	12.050	184.1	8.700	224.1	12.800	143.2	12.050	203.8	12.450	143.8	11.850	1222.5	69.900	*
19	Samuel Wällisch	2000	STV Eien-Kleindöttingen	AG	4.3	12.600	123.2	9.600	202.9	11.350	243.2	12.500	143.8	11.700	224.6	11.450	1922.0	69.200	*
20	Fabien Herzog	1999	BTV Luzern	LU/OW/NW	5.2	12.750	104.0	8.000	233.8	12.850	124.8	12.250	184.1	12.500	114.4	10.350	2226.3	68.700	*
21	Marco Walter	1994	TV Löhningen	SHTV	6.0	13.300	54.9	12.500	65.5	14.050	15.2	14.600	15.2	13.450	3		26.8	67.900	
22	David Fürst	1994	TV Wolfwil	SO			4.8	12.400	76.2	13.800	34.0	12.700	114.7	12.300	17		19.7	51.200	
23	Moreno Kratter	1998	TV Rüti	ZTV			4.4	10.750	174.4	12.850	12		5.0	13.700	24.9	12.250	818.7	49.550	
24	Andreas Gribi	1998	TSV Rohrdorf	AG				4.4	13.150	7			5.2	12.150	193.8	12.000	1013.4	37.300	
25	Noah Bitterli	2001	TV Oberbuchsitzen	SO				4.0	12.600	15			4.1	11.050	253.7	10.600	2011.8	34.250	

ZTV 100. Zürcher Kunstturnertage

Neftenbach

13./14. Mai 2017

PROGRAMM 5







Rang	Name	Jahrg.	Verein	Verband							Total	
1	Pietro Riva	2003	SFG Chiasso	TI	6.9 15.000	4.7.9 16.200	1.7.6 16.050	1.5.0 13.750	2.7.1 15.100	3.6.8 15.500	2.41.3 91.600	G
2	Mattia Piffaretti	2002	SFG Chiasso	TI	7.0 15.050	3.7.7 14.600	5.7.6 15.150	5.2.8 11.100	15.8.3 16.600	1.6.2 13.400	9.39.6 85.900	S
3	Marc Heidelberger	2002	TV Rümlang	ZTV	9.9 15.950	1.6.6 12.900	11.6.6 14.450	7.5.9 14.700	1.5.1 13.350	10.5.7 13.850	8.39.8 85.200	B/M
4	David Bont	2002	TV Bülach	ZTV	8.1 15.350	2.7.7 15.700	2.4.9 12.350	12.2.8 11.300	13.6.1 14.400	7.6.0 14.250	5.35.6 83.350	*
5	Luca Bottarelli	2002	SG Lugano	TI	5.0 13.700	11.8.3 12.800	13.7.6 15.250	4.3.2 11.800	10.7.2 14.400	7.7.1 14.550	3.38.4 82.500	*
6	Kay Schlatter	2002	STV Wetzikon	ZTV	6.3 13.550	13.7.6 15.200	3.7.6 15.300	3.5.0 12.200	7.5.6 12.150	18.5.9 12.550	10.38.0 80.950	*
7	Linus Rohner	2002	TV Niederwil	SGTV	4.3 12.600	19.7.2 13.100	10.6.2 14.350	8.2.8 11.400	12.6.4 15.250	2.6.1 14.100	6.33.0 80.800	*
8	Benaja Munsch	2000	TV Ziefen	NKL	6.1 14.050	9.2.5 10.300	20.4.1 12.700	10.5.0 13.700	3.4.5 13.100	12.6.5 14.350	4.28.7 78.200	*
9	Jonas Huwylser	2002	TV Ebikon	LU/OW/NW	6.4 13.650	12.6.5 11.200	17.5.1 13.350	9.5.0 13.250	4.4.1 12.650	16.4.8 12.450	11.31.9 76.550	*
10	Sonam Büwang	2002	TV Neftenbach	ZTV	6.5 14.200	7.8.0 15.000	4.3.3 11.850	17.2.8 9.400	21.5.4 12.050	19.6.1 13.900	7.32.1 76.400	*
11	Luca Murabito	2003	Satus ORO	AG	6.6 14.950	5.6.1 14.550	6.3.9 11.150	19.2.8 10.450	20.5.5 14.350	9.2.9 10.800	19.27.8 76.250	*
12	Luca Giubellini	2003	STV Eien-Kleindöttingen	AG	6.8 14.950	5.6.8 13.500	9.3.8 11.600	18.5.0 12.850	5.4.7 12.600	17.3.6 9.300	22.30.7 74.800	*
13	Benjamin Pfyffer	2002	TV Hegi	ZTV	5.8 13.350	15.7.0 13.800	7.3.2 10.900	20.5.0 12.300	6.5.0 12.900	15.4.9 11.500	15.30.9 74.750	*
14	Kevin Kuhni	2003	TV Nunningen	NKL	4.6 12.700	18.6.2 12.850	12.4.5 12.450	11.2.4 11.000	16.5.5 13.200	11.4.1 12.400	12.27.3 74.600	*
15	Elia Hasler	2003	TSV Montlingen	SGTV	4.9 12.950	17.3.9 11.800	15.3.9 12.200	15.2.4 11.200	14.5.2 13.100	12.3.5 11.850	14.23.8 73.100	*
16	Florian Langenegger	2003	STV Schlossrued	AG	6.3 14.150	8.4.8 11.450	16.3.3 10.600	21.3.2 12.100	8.4.0 12.950	14.3.0 11.400	16.24.6 72.650	*
17	Antoine Amez-Droz	2001	Gym Serrières	NE	4.9 13.400	14.2.3 9.700	21.4.9 12.250	14.3.2 11.900	9.2.8 11.500	21.2.0 10.900	18.20.1 69.650	*
18	Andri Stacher	2003	STV Frauenfeld	TG	5.0 9.700	23.4.6 10.600	18.4.3 12.150	16.2.4 10.750	18.6.1 15.050	4.5.0 11.150	17.27.4 69.400	*
19	Alan Laasner	2002	TV Rickenbach ZH	ZTV	5.4 13.000	16.5.1 10.500	19.3.2 10.400	22.2.4 10.800	17.4.0 11.750	20.4.0 10.750	20.24.1 67.200	*
20	Christian Stroppa	2002	TV Henggart	ZTV	3.1 11.450	22.2.8 8.250	23.2.1 10.100	23.2.4 10.600	19.2.4 11.100	23.2.8 9.450	21.15.6 60.950	*
21	Janic Meier	2003	TV Maienfeld	GR		4.6 12.150	14.5.7 14.600	6	7.1 14.450	5.8.1 15.950	1.25.5 57.150	
22	Timothy Rossetti	2003	SFG Biasca	TI		8.0 13.750	8.6.5 15.350	2	5.4 14.450	5.4.5 12.150	13.24.4 55.700	
23	Kevin Ulrich	2003	STV Eien-Kleindöttingen	AG	7.2 13.750	10.1.4 1.400	25.5.2 12.350	12.3.2 11.750	11.3.9 11.450	22.2.1 4.350	24.23.0 55.050	
24	Gabriel Rentsch	2003	TV Zeglingen	NKL	3.4 11.650	21.2.4 9.200	22.2.8 10.100	23.2.2 9.050	22.2.2 5.950	24.2.2 8.550	23.15.2 54.500	
25	Sven Müller	2002	TV Wolfwil	SO	5.1 12.200	20	2.0 10.100	23	3.3 4.350	25	10.4 26.650	
26	Alessandro Signoroni	2003	TV Bellach	SO		2.3 4.100	24				2.3 4.100	

ZTV 100. Zürcher Kunstturnertage

Neftenbach

13./14. Mai 2017

PROGRAMM 3








Rang	Name	Jahrg.	Verein	Verband							Total	
1	Mirco Riva	2005	SFG Chiasso	TI	4.5 12.250 4 ^{5.3} _{2.2}	16.150 2 ^{4.0}	12.050 4 ^{3.5} _{4.5}	12.975 2 ^{5.0}	12.800 3 ^{5.3}	14.400 1 ^{30.3}	80.625	G
2	Beda Kobler	2005	TV Niederglatt	ZTV	4.0 11.100 14 ^{4.8} _{2.0}	15.500 4 ^{4.0}	12.100 3 ^{3.5} _{4.5}	12.300 7 ^{5.0}	13.500 1 ^{4.5}	13.200 4 ^{28.3}	77.700	S/M
3	Nicolò Scornaienghi	2005	SG Lugano	TI	4.5 12.200 6 ^{5.3} _{2.3}	16.200 1 ^{4.0}	11.300 6 ^{4.5} _{4.5}	12.150 8 ^{4.5}	12.700 4 ^{4.0}	12.900 6 ^{28.6}	77.450	B
4	Silas Dittmann	2005	TV Horgen	ZTV	4.5 12.450 1 ^{4.3} _{2.3}	14.000 8 ^{4.0}	11.600 5 ^{4.5} _{3.5}	12.800 4 ^{4.5}	12.100 8 ^{4.5}	13.250 3 ^{28.1}	76.200	*
5	Gianluca Hartmann	2005	STV Lenzburg	AG	5.0 12.400 3 ^{5.0} _{2.0}	15.900 3 ^{3.0}	10.100 17 ^{2.5} _{4.5}	12.900 3 ^{3.5}	11.550 13 ^{3.0}	11.800 13 ^{25.7}	74.650	*
6	Gionata Rossetti	2005	SFG Biasca	TI	4.5 12.150 7 ^{5.3} _{1.7}	15.250 5 ^{4.0}	11.300 6 ^{4.5} _{2.0}	11.825 12 ^{3.5}	10.200 22 ^{5.0}	13.500 2 ^{27.3}	74.225	*
7	Janis Aegerter	2005	Gym Berner Oberland	BE	4.5 12.050 8 ^{4.8} _{0.0}	13.600 10 ^{4.0}	12.150 2 ^{4.8} _{4.5}	14.050 1 ^{4.0}	12.250 7 ^{3.5}	9.600 23 ^{25.5}	73.700	*
8	Lukas Ulrich	2005	STV Eien-Kleindöttingen	AG	4.5 12.450 1 ^{4.5} _{0.6}	12.650 12 ^{4.0}	11.100 11 ^{3.5} _{4.5}	12.350 6 ^{3.0}	11.450 14 ^{4.0}	12.550 10 ^{24.6}	72.550	*
9	Paul Peyer	2005	Satus ORO	AG	3.5 11.100 14 ^{5.3} _{0.3}	13.250 11 ^{4.3}	10.750 15 ^{3.5} _{3.5}	11.900 10 ^{4.0}	12.000 9 ^{4.0}	11.950 12 ^{24.9}	70.950	*
10	Silas Fricker	2005	Biberist aktiv!	SO	5.0 12.250 4 ^{5.0} _{2.2}	14.600 7 ^{4.0}	11.250 9 ^{2.5} _{4.5}	6.150 27 ^{4.5}	12.550 5 ^{4.5}	12.700 8 ^{27.5}	69.500	*
11	Brenno Della Santa	2005	US Ascona	TI	4.5 11.600 13 ^{4.5} _{0.0}	11.300 17 ^{4.5}	12.600 1 ^{4.5} _{1.0}	11.075 15 ^{4.0}	12.400 6 ^{3.0}	9.800 22 ^{23.3}	68.775	*
12	Gaël La Greca	2005	E.G.A. Genève	GE	4.5 11.700 10 ^{4.5} _{2.4}	13.800 9 ^{3.5}	10.900 13 ^{1.0} _{3.5}	11.125 14 ^{3.0}	10.250 21 ^{2.0}	10.900 18 ^{22.2}	68.675	*
13	Yanik Sulc	2005	Biberist aktiv!	SO	4.0 10.000 18 ^{4.0} _{0.0}	10.100 18 ^{3.5}	9.400 21 ^{3.5} _{4.5}	11.750 13 ^{4.0}	12.000 9 ^{4.3}	13.100 5 ^{23.8}	66.350	*
14	Selim Arnaut	2005	TZ Rheintal	SGTV	4.5 11.800 9 ^{3.5} _{0.0}	10.000 20 ^{3.3}	9.400 21 ^{3.5} _{1.0}	10.975 16 ^{3.5}	11.050 19 ^{4.0}	12.800 7 ^{21.1}	66.025	*
15	Xeno Messmer	2005	BTV Bern	BE	3.0 9.950 19 ^{4.5} _{0.0}	12.200 14 ^{3.5}	11.250 9 ^{1.0} _{1.0}	9.425 25 ^{4.0}	11.200 18 ^{3.0}	11.650 14 ^{19.0}	65.675	
16	Corentin Caillaud	2004	Gym Serrières	NE	4.0 10.100 17 ^{4.5} _{0.0}	9.900 22 ^{4.0}	10.900 13 ^{4.5} _{3.5}	12.600 5 ^{4.0}	11.300 16 ^{3.0}	10.800 19 ^{23.5}	65.600	
17	Luca Sousa de Jesus	2005	US Ascona	TI	3.0 9.950 19 ^{4.5} _{0.0}	12.500 13 ^{0.5}	7.600 26 ^{3.5} _{4.5}	11.875 11 ^{4.5}	11.900 12 ^{3.5}	11.350 16 ^{20.0}	65.175	
18	Ian Staubitzer	2005	TV Inkwil	BE	4.0 11.650 11 ^{4.0} _{0.0}	10.100 18 ^{3.5}	10.950 12 ^{1.0} _{0.0}	5.000 28 ^{5.0}	13.250 2 ^{4.0}	12.650 9 ^{21.0}	63.600	
19	Noe Blaser	2005	TV Bellach	SO	2.5 8.050 25 ^{5.3} _{2.0}	15.100 6 ^{3.0}	8.850 23 ^{3.5} _{1.0}	10.700 19 ^{2.5}	10.050 24 ^{3.0}	10.700 20 ^{20.6}	63.450	
20	Elia Wettstein	2004	TSV Rohrdorf	AG	3.0 9.150 24 ^{3.5} _{0.0}	11.500 15 ^{3.0}	7.550 27 ^{1.0} _{3.8}	10.925 17 ^{4.0}	11.950 11 ^{3.0}	11.300 17 ^{18.9}	62.375	
21	Niels Probst	2004	Kutu Freienstein-Rorbass	ZTV	2.5 9.750 21 ^{2.0} _{0.0}	8.900 25 ^{3.5}	9.900 18 ^{3.5} _{1.0}	10.625 20 ^{4.0}	11.300 16 ^{3.0}	11.600 15 ^{17.3}	62.075	
22	Maurice Walter	2004	STV Lenzburg	AG	3.5 10.550 16 ^{3.0} _{0.0}	11.350 16 ^{2.5}	7.850 25 ^{1.0} _{3.5}	10.450 21 ^{3.0}	10.350 20 ^{3.0}	10.300 21 ^{17.3}	60.850	
23	Timothy Bärtschi	2005	Gym Serrières	NE	4.5 11.650 11 ^{3.0} _{0.0}	5.150 28 ^{4.0}	10.450 16 ^{1.0} _{3.5}	10.800 18 ^{2.0}	10.150 23 ^{4.0}	12.400 11 ^{19.8}	60.600	
24	Mathys De Marchi	2005	US Ascona	TI	3.5 9.200 23 ^{3.5} _{0.0}	9.950 21 ^{3.5}	9.850 19 ^{1.0} _{1.0}	9.600 23 ^{2.5}	8.450 28 ^{2.0}	8.900 26 ^{16.0}	55.950	
25	Timo Sigrist	2003	Kutu Freienstein-Rorbass	ZTV	2.5 7.700 26 ^{2.0} _{0.0}	8.050 26 ^{2.5}	8.000 24 ^{1.3} _{1.0}	9.950 22 ^{2.5}	8.800 27 ^{1.5}	9.000 25 ^{12.2}	51.500	
26	Robin Loher	2005	TZ Rheintal	SGTV	2.5 9.250 22 ^{1.0} _{0.0}	5.550 27 ^{3.0}	7.150 28 ^{1.0} _{1.0}	9.425 25 ^{1.5}	9.250 26 ^{2.0}	9.350 24 ^{11.0}	49.975	
27	Janni Wolfisberg	2004	SFG Chêne-Genève	GE	2.5 9.050 24 ^{2.5} _{0.0}	9.050 24 ^{3.5}	11.300 6 ^{1.0} _{1.0}	9.575 24 ^{3.0}	10.000 25 ^{1.5}	8.500 27 ^{11.5}	48.425	
28	Anthony Rodriguez	2005	Gym Serrières	NE	2.5 9.550 23 ^{2.5} _{0.0}	9.550 23 ^{3.5}	9.600 20 ^{3.5} _{4.5}	12.100 9 ^{3.5}	11.350 15		42.600	

ZTV 100. Zürcher Kunstturnertage

Neftenbach

13./14. Mai 2017

PROGRAMM 2







Rang	Name	Jahr.	Verein	Verband								Total	
1	Elia Schaer	2006	SFG Giubiasco	TI	4.8 13.300 4 ^{5.0} _{1.7}	16.050 14.0	12.700 4 ^{3.5} _{3.5}	12.650 13 ^{4.0} _{4.0}	13.150 3 ^{4.8} _{4.8}	13.950 1 ^{27.8} _{27.8}	81.800	G	
2	Damiano Ponzio	2006	SFG Bellinzona	TI	4.8 13.500 1 ^{4.0} _{1.3}	14.600 6 ^{4.5} _{4.5}	13.200 1 ^{3.5} _{3.5}	12.475 19 ^{4.0} _{4.0}	13.050 5 ^{4.3} _{4.3}	13.400 3 ^{26.4} _{26.4}	80.225	S	
3	Timi Bühlmann	2006	TV Ebikon	LU/OW/NW	4.5 13.050 6 ^{4.0} _{1.9}	14.650 5 ^{3.5} _{3.5}	12.800 3 ^{3.5} _{3.0}	12.875 6 ^{4.0} _{4.0}	13.100 4 ^{4.3} _{4.3}	12.850 14 ^{26.5} _{26.5}	79.325	B	
4	Alexandre Dressi	2006	SFG Bellinzona	TI	4.5 13.450 2 ^{4.0} _{1.2}	13.900 12 ^{3.5} _{3.5}	12.300 7 ^{3.5} _{3.0}	13.150 3 ^{4.0} _{4.0}	12.600 12 ^{4.5} _{4.5}	13.450 2 ^{26.0} _{26.0}	78.850	*	
5	Naod Fikadu	2006	BTV Bern	BE	4.8 12.800 8 ^{4.0} _{0.9}	13.750 14 ^{4.5} _{4.5}	13.050 2 ^{3.5} _{3.5}	12.800 8 ^{4.0} _{4.0}	13.200 2 ^{4.5} _{4.5}	13.050 9 ^{26.2} _{26.2}	78.650	*	
6	Nico Oberholzer	2006	TV Opfikon-Glattbrugg	ZTV	4.5 13.100 5 ^{4.0} _{0.6}	13.550 18 ^{3.0} _{3.0}	11.300 20 ^{3.5} _{3.5}	12.700 11 ^{4.5} _{4.5}	13.550 1 ^{4.0} _{4.0}	13.000 11 ^{24.1} _{24.1}	77.200	*/M	
7	Marvin Heinimann	2006	TV Bennwil	NKL	4.0 11.350 24 ^{5.0} _{1.4}	15.150 3 ^{3.5} _{3.5}	11.950 12 ^{3.5} _{3.0}	12.725 9 ^{4.0} _{4.0}	12.850 9 ^{4.5} _{4.5}	13.050 9 ^{26.7} _{26.7}	77.075	*	
8	Filippo De Nardis	2006	SG Lugano	TI	4.8 13.450 2 ^{4.0} _{1.0}	12.950 27 ^{3.0} _{3.0}	11.300 20 ^{3.5} _{3.5}	12.600 15 ^{4.0} _{4.0}	13.050 5 ^{4.3} _{4.3}	13.100 8 ^{24.6} _{24.6}	76.450	*	
9	Florian Keller	2006	SVD Diepoldsau-Schmitter	SGTV	4.8 13.000 7 ^{4.0} _{0.8}	14.200 10 ^{3.5} _{3.5}	12.100 9 ^{3.5} _{3.5}	12.925 5 ^{3.5} _{3.5}	12.350 16 ^{3.5} _{3.5}	11.600 32 ^{23.6} _{23.6}	76.175	*	
10	Samuel Furter	2006	STV Lenzburg	AG	4.5 12.500 11 ^{4.0} _{1.5}	14.850 4 ^{3.0} _{3.0}	11.100 22 ^{3.5} _{3.5}	12.350 27 ^{4.5} _{4.5}	12.900 8 ^{4.0} _{4.0}	12.450 19 ^{25.0} _{25.0}	76.150	*	
11	Lean Sellan	2006	TV Neftenbach	ZTV	4.5 12.800 8 ^{4.0} _{1.5}	14.300 8 ^{3.0} _{3.0}	11.100 23 ^{3.5} _{3.5}	12.450 21 ^{4.0} _{4.0}	12.400 15 ^{4.0} _{4.0}	12.850 14 ^{24.5} _{24.5}	75.900	*	
11	Carlo Riesco	2006	TV Wädenswil	ZTV	4.5 11.950 17 ^{4.0} _{1.2}	13.750 14 ^{3.5} _{3.5}	12.300 7 ^{3.5} _{3.0}	13.350 2 ^{4.0} _{4.0}	11.850 25 ^{4.0} _{4.0}	12.700 17 ^{25.5} _{25.5}	75.900	*	
13	Sam-Maximilian Wibawa	2006	TZ Rheintal	SGTV	4.3 11.750 19 ^{5.0} _{1.7}	16.050 1 ^{3.0} _{3.0}	10.400 32 ^{3.5} _{3.5}	12.425 23 ^{3.5} _{3.5}	11.800 27 ^{4.5} _{4.5}	13.400 3 ^{25.5} _{25.5}	75.825	*	
14	Colin Schmid	2006	TV Niederglatt	ZTV	4.5 12.500 11 ^{4.0} _{1.1}	14.450 7 ^{3.0} _{3.0}	11.550 16 ^{3.5} _{3.5}	12.600 15 ^{4.0} _{4.0}	12.550 14 ^{3.5} _{3.5}	12.000 26 ^{23.6} _{23.6}	75.650	*	
15	Janik Mann	2006	STV Langendorf	SO	4.8 12.600 10 ^{3.5} _{0.8}	13.200 24 ^{3.0} _{3.0}	11.800 15 ^{3.5} _{3.5}	12.375 26 ^{3.5} _{3.5}	11.750 28 ^{4.5} _{4.5}	13.300 5 ^{23.6} _{23.6}	75.025	*	
16	Andrin Flisch	2006	TV Hegi	ZTV	4.5 11.950 17 ^{4.0} _{0.0}	13.500 19 ^{3.0} _{3.0}	11.900 13 ^{3.5} _{3.5}	11.750 45 ^{4.0} _{4.0}	12.750 10 ^{4.0} _{4.0}	12.800 16 ^{23.0} _{23.0}	74.650	*	
17	Timon Erb	2006	STV Wil	SGTV	4.5 11.700 20 ^{4.0} _{1.1}	14.200 10 ^{3.0} _{3.0}	11.050 24 ^{5.0} _{3.5}	12.425 23 ^{3.5} _{3.5}	12.100 20 ^{4.3} _{4.3}	13.150 6 ^{24.7} _{24.7}	74.625	*	
18	Domenik Brühwiler	2006	STV Kirchberg	SGTV	4.5 12.500 11 ^{4.0} _{1.2}	14.300 8 ^{3.0} _{3.0}	11.000 25 ^{3.5} _{3.5}	12.450 21 ^{3.5} _{3.5}	11.350 34 ^{4.0} _{4.0}	12.950 12 ^{23.7} _{23.7}	74.550	*	
19	Marvin Frank	2006	STV Littau	LU/OW/NW	4.0 11.350 24 ^{3.5} _{0.0}	12.150 39 ^{3.5} _{3.5}	12.350 9 ^{3.5} _{3.5}	12.500 17 ^{4.0} _{4.0}	12.750 10 ^{4.0} _{4.0}	12.950 12 ^{22.5} _{22.5}	74.050	*	
20	Michel Furrer	2006	STV Ballwil	LU/OW/NW	3.5 11.350 24 ^{4.0} _{0.0}	13.300 23 ^{3.5} _{3.5}	12.000 11 ^{3.5} _{3.5}	12.300 31 ^{4.0} _{4.0}	12.000 23 ^{4.0} _{4.0}	12.700 17 ^{22.5} _{22.5}	73.650	*	
21	Linus Wolfsberg	2006	STV Neuenkirch	LU/OW/NW	4.8 12.050 15 ^{3.5} _{0.6}	13.500 19 ^{3.5} _{3.5}	11.850 14 ^{3.5} _{3.5}	12.300 31 ^{4.0} _{4.0}	12.150 18 ^{3.0} _{3.0}	11.750 28 ^{22.9} _{22.9}	73.600	*	
22	Damian Balmer	2006	KTV Oberriet	SGTV	4.5 10.950 32 ^{4.0} _{1.1}	13.050 26 ^{3.5} _{3.5}	11.450 17 ^{3.5} _{3.5}	12.700 11 ^{3.5} _{3.5}	12.050 22 ^{4.5} _{4.5}	13.150 6 ^{24.6} _{24.6}	73.350	*	
23	Marius Regamey	2006	TV Neftenbach	ZTV	3.5 11.000 30 ^{3.5} _{0.8}	13.900 12 ^{3.5} _{3.5}	12.050 10 ^{3.5} _{3.5}	11.550 48 ^{4.0} _{4.0}	12.250 17 ^{3.8} _{3.8}	12.300 21 ^{22.6} _{22.6}	73.050	*	
24	Claudio Altorfer	2006	TV Rüti	ZTV	4.0 11.150 29 ^{4.0} _{0.9}	12.900 28 ^{3.5} _{3.5}	12.350 9 ^{3.5} _{3.5}	12.250 35 ^{4.0} _{4.0}	13.050 5 ^{3.5} _{3.5}	11.250 39 ^{23.4} _{23.4}	72.950	*	
25	Gil Knellwolf	2006	STV Wil	SGTV	4.5 11.650 21 ^{3.0} _{1.2}	13.600 17 ^{3.0} _{3.0}	10.700 28 ^{3.5} _{3.5}	12.625 14 ^{3.5} _{3.5}	12.150 18 ^{3.5} _{3.5}	12.200 23 ^{22.2} _{22.2}	72.925	*	
26	Nicolas Staub	2006	TSV Rohrdorf	AG	4.0 10.550 34 ^{4.0} _{0.5}	13.700 16 ^{3.0} _{3.0}	10.750 27 ^{3.5} _{3.0}	12.500 17 ^{3.5} _{3.5}	11.650 31 ^{4.0} _{4.0}	12.450 19 ^{23.3} _{23.3}	71.600	*	
27	Jaron Rohrbach	2006	BTV Basel	NKL	4.0 11.000 30 ^{4.0} _{0.0}	12.700 32 ^{3.0} _{3.0}	10.450 31 ^{3.5} _{3.5}	12.350 27 ^{4.0} _{4.0}	11.900 24 ^{4.0} _{4.0}	12.300 21 ^{22.5} _{22.5}	70.700		
28	Dany Leimgruber	2006	FSG Ancienne La Chaux-de-Fonds		4.5 12.000 16 ^{3.5} _{0.4}	13.100 25 ^{3.0} _{3.0}	10.550 30 ^{3.5} _{3.5}	12.425 23 ^{3.5} _{3.5}	10.700 41 ^{4.0} _{4.0}	11.650 30 ^{22.4} _{22.4}	70.425		
29	Loris Müller	2006	STV Wil	SGTV	4.0 11.450 23 ^{3.0} _{0.2}	12.400 36 ^{3.0} _{3.0}	9.700 34 ^{5.0} _{3.5}	13.150 3 ^{3.5} _{3.5}	11.250 37 ^{3.8} _{3.8}	12.150 24 ^{21.8} _{21.8}	70.100		
30	Alexander Brönniman	2006	BTV Bern	BE	3.5 9.700 36 ^{4.0} _{0.0}	12.900 28 ^{3.0} _{3.0}	10.900 26 ^{3.5} _{3.5}	12.350 27 ^{3.5} _{3.5}	12.100 20 ^{3.5} _{3.5}	12.050 25 ^{21.0} _{21.0}	70.000		
30	Ömer Dagdelen	2006	TV Itingen	NKL	4.0 11.550 22 ^{5.0} _{0.0}	11.250 48 ^{3.5} _{3.5}	11.400 18 ^{3.5} _{3.5}	12.300 31 ^{4.0} _{4.0}	11.850 25 ^{3.5} _{3.5}	11.650 30 ^{23.5} _{23.5}	70.000		
32	Tim Schumacher	2006	STV Lenzburg	AG	4.5 11.250 27 ^{3.5} _{0.6}	13.450 21 ^{3.0} _{3.0}	9.350 35 ^{3.5} _{3.5}	11.550 48 ^{4.0} _{4.0}	12.600 12 ^{3.0} _{3.0}	10.950 43 ^{22.1} _{22.1}	69.150		
33	Nico Hollenstein	2006	STV Schwarzenbach	SGTV	3.5 9.450 40 ^{3.0} _{0.0}	12.500 34 ^{3.0} _{3.0}	11.400 18 ^{3.5} _{3.5}	11.825 43 ^{3.5} _{3.5}	11.700 29 ^{3.0} _{3.0}	11.250 39 ^{19.5} _{19.5}	68.125		
34	Thiago Egner	2003	TV Bülach	ZTV	3.5 9.700 36 ^{3.5} _{0.0}	12.550 33 ^{3.0} _{3.0}	9.350 35 ^{3.5} _{3.5}	12.475 19 ^{3.5} _{3.5}	11.400 32 ^{3.5} _{3.5}	11.400 37 ^{20.5} _{20.5}	66.875		
35	Leon Tim Habegger	2006	Gym Center Emme	BE	3.5 9.200 41 ^{3.5} _{0.0}	11.350 47 ^{3.0} _{3.0}	10.700 28 ^{3.5} _{3.5}	12.200 37 ^{3.5} _{3.5}	11.400 32 ^{3.5} _{3.5}	11.700 29 ^{20.5} _{20.5}	66.550		
36	Justin Freiburghaus	2006	TV Wolfwil	SO	3.5 9.500 39 ^{3.5} _{0.0}	12.450 35 ^{2.5} _{2.5}	9.200 37 ^{3.8} _{3.5}	12.875 6 ^{3.0} _{3.0}	10.750 40 ^{3.5} _{3.5}	11.600 32 ^{19.7} _{19.7}	66.375		
37	Noël Bundi	2003	TV Bülach	ZTV	3.5 9.650 38 ^{3.5} _{0.0}	11.150 49 ^{3.0} _{3.0}	9.000 38 ^{3.5} _{3.5}	12.725 9 ^{3.5} _{3.5}	11.350 34 ^{3.5} _{3.5}	12.000 26 ^{20.5} _{20.5}	65.875		
38	Elijah Schefer	2006	TV Hegi	ZTV	4.0 10.650 33 ^{3.5} _{0.0}	11.150 49 ^{3.0} _{3.0}	8.200 45 ^{3.5} _{3.5}	11.925 41 ^{3.5} _{3.5}	11.700 29 ^{3.0} _{3.0}	11.300 38 ^{20.5} _{20.5}	64.925		
39	Nino Vignotto	2004	TV Wädenswil	ZTV	4.5 11.200 28 ^{3.0} _{0.0}	12.300 38 ^{2.5} _{2.5}	7.700 49 ^{3.5} _{3.5}	12.100 38 ^{3.0} _{3.0}	10.150 49 ^{3.0} _{3.0}	11.250 39 ^{19.5} _{19.5}	64.700		
40	Luca Wälti	2005	STV Wil	SGTV	4.0 10.100 35 ^{3.5} _{0.0}	11.500 44 ^{3.0} _{3.0}	8.100 47 ^{3.5} _{3.5}	12.000 40 ^{3.5} _{3.5}	11.350 34 ^{3.5} _{3.5}	11.600 32 ^{21.0} _{21.0}	64.650		
41	Yannyck Hess	2006	TV Neftenbach	ZTV	4.5 12.350 14 ^{3.0} _{0.0}	11.750 42 ^{3.0} _{3.0}	8.300 42 ^{3.5} _{3.5}	11.925 41 ^{3.0} _{3.0}	10.000 50 ^{3.0} _{3.0}	10.300 46 ^{20.0} _{20.0}	64.625		
42	Tanguy Hercod	2006	CA Vernier	GE	2.5 8.600 43 ^{4.0} _{0.0}	13.400 22 ^{3.0} _{3.0}	9.850 33 ^{3.5} _{3.5}	11.575 47 ^{3.0} _{3.0}	10.700 41 ^{2.5} _{2.5}	9.750 49 ^{18.5} _{18.5}	63.875		
43	Sven Häfliger	2006	TV Lommiswil	SO	3.0 8.250 45 ^{4.0} _{1.1}	12.800 31 ^{3.0} _{3.0}	8.950 39 ^{3.5} _{3.5}	12.050 39 ^{3.5} _{3.5}	10.850 39 ^{3.0} _{3.0}	10.650 44 ^{21.1} _{21.1}	63.550		
44	Robin Scheidegger	2005	TV Niederglatt	ZTV	3.5 9.150 42 ^{3.0} _{0.0}	11.950 40 ^{3.0} _{3.0}	8.250 43 ^{3.5} _{3.5}	12.300 31 ^{3.0} _{3.0}	10.550 45 ^{3.5} _{3.5}	11.250 39 ^{19.5} _{19.5}	63.450		
45	Timon Gähwiler	2006	STV Wil	SGTV	3.0 8.300 44 ^{3.0} _{0.0}	12.400 36 ^{3.0} _{3.0}	7.900 48 ^{3.5} _{3.5}	11.825 43 ^{3.5} _{3.5}	11.200 38 ^{3.0} _{3.0}	10.300 46 ^{19.0} _{19.0}	61.925		
46	Nico Hinderling	2004	TV Bülach	ZTV	2.0 5.000 51 ^{3.5} _{0.0}	12.850 30 ^{3.0} _{3.0}	8.950 39 ^{3.8} _{3.8}	13.450 1 ^{3.0} _{3.0}	10.250 48 ^{3.0} _{3.0}	10.600 45 ^{18.3} _{18.3}			

ZTV 100. Zürcher Kunstturnertage

Neftenbach

13./14. Mai 2017

PROGRAMM 2

Rang	Name	Jahrg.	Verein	Verband							Total
49	Simon Strässler	2006	TSV Rohrdorf	AG	3.0 7.900 47	3.0 11.500 44	3.0 6.000 51	3.5 11.725 46	3.0 10.700 41	2.5 9.600 51	18.0 57.425
50	Marvin Maurer	2005	TSV Rohrdorf	AG	2.5 6.200 49	3.0 11.450 46	2.5 6.300 50	3.5 11.350 50	3.0 9.900 51	4.3 11.600 32	18.8 56.800
51	Leon Linsi	2004	TV Stäfa	ZTV	1.0 5.850 50	4.0 11.800 41	3.0 8.150 46	3.5 11.275 52	3.5 10.450 47	2.5 8.800 52	17.5 56.325
52	Timon Kuntner	2004	TV Niederglatt	ZTV	0.0 3.350 52	3.0 11.550 43	2.0 5.950 52	3.5 11.300 51	3.0 10.500 46	3.0 9.850 48	14.5 52.500